



## Term 3 Week 3 - Home Learning Program Year 2



= Workbook



= Mathletics Set Task






= Seesaw activity or post work to Seesaw








= Zoom Meeting
















= Brain Break

	Monday 26 July	Tuesday 27 July	Wednesday 28 July	Thursday 29 July	Friday 30 July
<b>Check in Task</b>	Message from teacher <b>Today you need to post 4 set items on Seesaw.</b>	Message from teacher <b>Today you need to post 5 set items on Seesaw.</b>	Message from teacher <b>Today you need to post 4 set items on Seesaw.</b>	Message from teacher <b>Today you need to post 4 set items on Seesaw.</b>	Message from teacher <b>Today you need to post 3 set items on Seesaw.</b>
<b>Wellbeing Activity</b>	<a href="#">Smiling Mind</a> Mindfulness 108: Empathy and Kindness  <a href="#">App — Smiling Mind</a>	<a href="#">Meditation</a> Click on the link to enjoy a guided meditation.	Make an <a href="#">origami love heart</a> for someone special. Tell them why you are grateful to have them in your life.	Watch and join in <a href="#">Kindness</a> yoga.	<a href="#">Mindful moment</a> : Start your day in a relaxed state.
<b>Morning</b>	<b>ENGLISH</b> ★ <b>Spelling</b> - “ar” sound Complete the brainstorm on Soundwaves. Try to think of at least 10 words that are interesting. Before submitting your work, check that all of your words are spelt correctly.  ★ <b>Reading</b>	<b>ENGLISH</b> ★ <b>Spelling</b> - “ar” sound Complete the segmenting activity for the ‘ar’ sound. Segment either the list words or the extension words. You can do this online at <a href="#">Sound Waves Kids</a> or by printing a paper copy. Use the student code to log in ( <b>world560</b> ) and click on Unit 21. Then either use the segmenting tool or print of	<b>ENGLISH</b> ★ <b>Spelling</b> - “ar” sound Complete the worksheet activities on Seesaw. Please check your work carefully before submitting it. All of your words should be spelt correctly.  ★ <b>Reading</b> Independent reading - 20	<b>ENGLISH</b> ★ <b>Spelling</b> - “ar” sound Log into Sound Waves Kids ( <b>world560</b> ) and then click on Unit 21. Play a free choice spelling game for 10 minutes.  ★ <b>Reading / Listening</b> Listen to the story <b>The Invisible Boy</b> , and complete the related activities on Seesaw	<b>ENGLISH</b> ★ <b>Spelling</b> - “ar” sound Complete the worksheet activities on Seesaw. Please check your work carefully before submitting it. All of your words should be spelt correctly.  ★ <b>Reading</b> Independent reading - 20

<p>Independent reading - 20 minutes</p> <p style="text-align: center;"><b>FRUIT BREAK</b></p> <p>★ <b>Writing</b> - Grammar Listen to the information on Commands. Complete the related activity set in Seesaw (Exercise A)</p> 	<p>the BLM of the list words with the segmenting boxes.</p> <p style="text-align: center;"><b>FRUIT BREAK</b></p> <p>★ <b>Reading / Listening</b> Listen to the story, <i>The Girl from Barellan</i>, and complete the related activities on Seesaw</p>  <p>★ <b>Writing</b> - Grammar Complete the activity set on Commands in Seesaw (Exercise B)</p> 	<p>minutes</p> <p style="text-align: center;"><b>FRUIT BREAK</b></p> <p>★ <b>Writing</b> - Grammar Complete the activity set on Commands in Seesaw (Exercise C)</p> 	<p style="text-align: center;"><b>FRUIT BREAK</b></p> <p>★ <b>Writing</b> - Synonyms and Antonyms Complete the set activity on sorting words into synonyms and antonyms.</p> 	<p>minutes</p> <p style="text-align: center;"><b>FRUIT BREAK</b></p> <p>★ <b>Writing</b> - Independent writing - Write for 20 minutes on a subject of your choice. Remember to do your best effort at spelling and punctuation.</p>
---	--	---	--	---

**Break**

<p><b>Middle</b></p>	<p><b>MATHEMATICS</b> Complete the Seesaw activity <b>Area Lesson 1</b>.</p> <p><b>Resources Needed:</b></p> <ul style="list-style-type: none"> <li>• A wad of A4 paper that could be used as a uniform unit to measure the area of a larger surface e.g. a rug or dining table.</li> <li>• A uniform unit that can be used to cover a flat surface no bigger than a kitchen tray, e.g. playing cards, post-it notes, Lego tiles, paper cut into <a href="#">small tiles</a> etc.</li> <li>• Optional printed copy of <a href="#">Lesson 1 Recording Sheet</a></li> </ul>  <p><b>Mathletics</b></p> <ul style="list-style-type: none"> <li>• Activity: Biggest Shape</li> </ul>	<p><b>MATHEMATICS</b> Complete the Seesaw activity <b>Area Lesson 2</b>.</p>  <p><b>Resources Needed:</b></p> <ul style="list-style-type: none"> <li>• Printed copy of <a href="#">Rectangle grid</a> (keep for Area Lesson 4 on Friday)</li> </ul> <p><b>Mathletics</b></p> <ul style="list-style-type: none"> <li>• Activity: Equal Areas</li> </ul>	<p><b>SCIENCE</b> Complete the Seesaw activity on the <b>Earth's natural resources</b>.</p>  <p><b>PD</b> This mindfulness activity is all about feeling more focused and ready for the day. Complete the activity on Seesaw.</p> 	<p><b>MATHEMATICS</b> Complete the Seesaw activity <b>Area Lesson 3</b>. This lesson involves learning to play the game Doubles Fill. A <a href="#">video</a> demonstration of how to play the game is embedded within the Seesaw activity.</p>  <p><b>Resources Needed:</b></p> <ul style="list-style-type: none"> <li>• Printed copies of <a href="#">Doubles Fill Gameboard</a> and <a href="#">Spinners</a></li> <li>• 2 paperclips</li> </ul> <p><b>Mathletics</b></p> <ul style="list-style-type: none"> <li>• Quest: Measuring areas using informal units</li> </ul> <p><b>Class Catch Up Zoom 12:15 for 2E and 2R</b></p>	<p><b>MATHEMATICS</b> Complete the Seesaw activity <b>Area Lesson 4</b>. In this lesson students will be drawing the spatial structure of repeated units.</p> <p><b>Resources Needed:</b></p> <ul style="list-style-type: none"> <li>• Printed copy of <a href="#">Lesson 4 Worksheet</a></li> <li>• ruler</li> <li>• One small square block (e.g. Lego tile) or a paper square from the rectangle grid used in Area Lesson 2.</li> </ul>  <p><b>Mathletics</b></p> <ul style="list-style-type: none"> <li>• Quest: Comparing and ordering areas using informal units</li> </ul>
----------------------	--	---	--	---	---

	<p><b>Class Catch Up Zoom</b>  <b>12:15 for 2D and 2F</b>          See below for the personal meeting room link.</p>			See below for the personal meeting room link..	
<b>Break</b>					
<p><b>Afternoon</b></p>	<p>★ <b>Olympic History</b>          This activity looks at the history of the Olympic games. Try to notice the differences between the ancient and modern games. Complete the activity on Seesaw.</p> 	<p><b>CREATIVE ARTS</b>  <b>Music</b>          Your <b>Week 3</b> music lesson with Mrs Cronin can be found on seesaw.</p>  <p><b>Visual Arts</b>          Learn about the Olympic gold  medal design throughout the years and then draw your own. Complete the activity on Seesaw.</p> 	<p><b>GRADE ZOOM</b>          Join in at 2pm for a group check in and chat on <a href="#">Zoom</a>.</p> 	<p><b>PDHPE</b>          Watch Mr. Smith's <a href="#">Video</a>. Watch and complete Stay Active@home <a href="#">video</a>. Keep moving and follow all instructions of video.</p> <p>Olympic throwing inspiration          2016 men olympic <a href="#">final</a>          2016 women olympic <a href="#">final</a></p> <p>Have fun!</p> <p>★ <b>Health</b>          Learn all about the five food groups. Complete the activity on Seesaw.</p> 	<p><b>GEOGRAPHY</b>          ★ <b>Our World</b>          This lesson is all about Continents and Oceans in our world. Complete the activity on Seesaw. Make sure you read and listen to all instructions!</p> 
<p><b>Make sure you have submitted to your teacher:</b></p>	<ul style="list-style-type: none"> <li>● Spelling</li> <li>● Grammar task</li> <li>● Area Lesson 1</li> <li>● Olympic History</li> </ul>	<ul style="list-style-type: none"> <li>● Reading/listening</li> <li>● Grammar task</li> <li>● Area Lesson 2</li> <li>● Music task</li> <li>● Visual arts task</li> </ul>	<ul style="list-style-type: none"> <li>● Spelling</li> <li>● Grammar task</li> <li>● Science</li> <li>● PD - mindfulness</li> </ul>	<ul style="list-style-type: none"> <li>● Reading/listening</li> <li>● Grammar task</li> <li>● Area Lesson 3</li> <li>● Health</li> </ul>	<ul style="list-style-type: none"> <li>● Spelling</li> <li>● Area Lesson 4</li> <li>● Geography</li> </ul>

Year 2 Grade Zoom 2pm Wednesday: <https://nsweducation.zoom.us/j/64969392015?pwd=eJJFSVNIT3BsSC9UTmh6ZzdURmt6UT09>

Year 2 Class Zoom Links

**2D & 2F**

**via Emily Donlan's Personal Meeting Room**

**Monday at 12:15 pm**

Join Zoom Meeting

<https://nsweducation.zoom.us/j/6280899033?pwd=N3RQVjlSay82OERIMFg2dmQ2WU9zQT09>

Meeting ID: 628 089 9033

Passcode: bhps20

**2R and 2E**

**via Neil Roxburgh's Personal Meeting Room**

**Thursday at 12:15pm**

Join Zoom Meeting

<https://nsweducation.zoom.us/j/2113044927?pwd=MUM2N0lwdUIQL0dZNUVVSBWwkJqUT09>

Meeting ID: 211 304 4927

Passcode: bhps20