



Term 3 Week 3 - Home Learning Program Year 1



= Workbook



= Mathletics Set Task



= Seesaw activity or post work to Seesaw

















= Zoom Meeting



= Brain Break

	Monday 26 July	Tuesday 27 July	Wednesday 28 July	Thursday 29 July	Friday 30 July
Check in Task	Message from teacher Check in	Message from teacher Check in	Message from teacher Check in	Message from teacher Check in	Message from teacher
Wellbeing Activity	Smiling Mind Mindfulness 108: Empathy and Kindness App — Smiling Mind	Watch and join in Yes you can! Zen Den.	Make an origami love heart or draw one for someone special. Tell them why you are grateful to have them in your life.	Watch and join in Kindness yoga.	Mindful moment : Start your day in a relaxed state.
Morning	<p>ENGLISH</p> <p>Reading </p> <p>Read a book of your choosing or on the PM reader app.</p> <p>Spelling Seesaw: Complete the spelling brainstorm activity 'ar, r'</p> <p>Try to challenge yourself by coming up with 5-10 words on your own that have this</p>	<p>ENGLISH</p> <p>Reading </p> <p>Read a book of your choosing or on the PM reader app.</p> <p>Draw a picture of one of the settings from the story. Write some short sentences (using adjectives) describing the setting and what happened there</p> <p>FRUIT BREAK</p>	<p>ENGLISH</p> <p>Reading </p> <p>Read a book of your choosing or on the PM reader app.</p> <p>Design a poster for the book you have read to persuade your friends to read the book</p> <p>FRUIT BREAK</p>	<p>ENGLISH</p> <p>Reading </p> <p>Read a book of your choosing or on the PM reader app.</p> <p>Which chapter or section is the most important in this story? Explain what happens in this section and why you like it. Draw a picture to match your response.</p> <p>FRUIT BREAK</p> <p>Quality Literature</p>	<p>ENGLISH</p> <p>Reading </p> <p>Read a book of your choosing or on the PM reader app.</p> <p>Spelling Using words from your brainstorm or words you have found in your reading. Write at least 4 sentences using this week's sound.</p> <p>Try to add adjectives and verbs to make your</p>

	<p>week's sound.</p> <p>FRUIT BREAK</p> <p>10am Watch Education Livestream</p> <p>Journal Writing Write a recount of what you and your family got up to on the weekend.</p> <p>Make sure you are adding interesting adjectives to your writing to make it more interesting.</p> <p><u>Remember to include:</u> When did you do it? Where did you do it? Who did you do it with? What did you do? Why were you doing it?</p>	<p>Quality Literature Click here and watch and listen to Ed Vere read his book - How to be a lion</p> <p>After listening to the story, remember how Leonard and Marianne go to a thinking hill when they want to think.</p> <p>Where is your special place you like to go to think or daydream or just be by yourself?</p> <p>Write at least 4 sentences (a paragraph) describing your special place. What it looks like and why it is a special place to you. Is anyone else allowed to your special place?</p> <p>It might be your bed, trampoline, cubby house, backyard, a comfy chair, beach, Tania Park...</p> <p>Do your writing on paper and upload a photo of it to Seesaw. </p>	<p>Quality Literature Click here and watch and listen to Ed Vere read his book - How to be a lion</p> <p>After listening to the story, do you think words can change the world?</p> <p>Write at least 4 sentences (a paragraph) explaining if you think Leonard's words made the other lions think. How do you know?</p> <p></p> <p>On Seesaw have a look at the picture from the book. This might help you decide if the lions changed their minds...</p> <p>Do your writing on paper and upload a photo of it to Seesaw.</p>	<p>Click here and watch and listen to Ed Vere read his book - How to be a lion</p> <p>After listening to the story, imagine you are a lion. What kind of lion would you be?</p> <p>Write at least 4 sentences (a paragraph) describing your personality as a lion. Give some examples of what you would do to show your characteristics. <i>Example: If I were a lion I would be kind because I would help the other animals if they needed it.</i></p> <p>Do your writing on paper and upload a photo of it to Seesaw. </p> <p>After you have completed you writing: Click here to draw Leonard with Ed Vere</p> <p>Do your drawing on paper and upload your drawing to Seesaw for your teacher to see.</p>	<p>sentences more interesting.</p> <p>Remember to use capital letters and full stops.</p> <p>Take a photo of your sentences and upload them to Seesaw </p> <p>Soundwaves: Play one of the games for Unit 21. Access code: purple569</p> <p>FRUIT BREAK</p> <p>10am Watch Education Livestream</p>
Break					
Middle	<p>MATHEMATICS</p> <p>Money Australian Notes and Coins - Skwirk, Stage 1</p> <p> Activity</p>	<p>MATHEMATICS</p> <p>Money Toy Shop Money Game</p> <p>Ask if you can use some coins for this activity.</p> <p>Create a toy shop using</p>	<p>11:30am Year 1 Zoom meeting Click here for the link</p> <p></p>	<p>MATHEMATICS</p> <p> 3D Space</p> <p>Watch the introduction to 3D Shapes video and complete the activities on Seesaw.</p> <p>Have a 3D shape hunt in your home. You will need a cylinder, cone, sphere and a</p>	<p>Class Catch Up Zoom 11:30am 1G, 1J, 1M 12:00pm 1W</p> <p>See below for personal meeting room link for each class</p> <p></p>

	<p>Challenge: I have five coins in my pocket. How much money do I have? How many answers can you find?</p>	<p>some of your favourite toys. Make a price tag for each item in your shop.</p> <p>Now use the coins to show how you will pay for each toy.</p> <p>Upload your photos or a video to Seesaw. </p> <p>Remember to create a collage or use the 'Add Page' to keep your photos together.</p>	<p>MATHEMATICS Money</p> <p> Activity</p> <p>Challenge: I bought a toy for 75c. How could I pay for the toy using coins? How many different ways are there to pay?</p>	<p>cube. Next, test if they roll, slide and stack.</p>	<p>MATHEMATICS</p> <p> 3D Space</p> <p>Complete the 3D activities on Seesaw. Identify the shape of the real life object, and write the number of faces, edges and vertices.</p> <p>Show your teachers what you know about 3D Shapes by creating a 3D quiz for your teacher. A template and example has been made for you.</p>
Break					
<p>Afternoon</p>	<p>PD/Health</p> <p>Places at home that keep me healthy, safe and active? Draw a map of your home. Colour all the places where you can be active yellow. Colour all the places you can rest and be mindful green. Draw the different features that keep you safe. You might look for railings or gates, covers over objects, a safe place to keep medicine or people who keep you safe.</p> <p>Take a photo of your map and upload it on Seesaw.</p> <p></p>	<p>CREATIVE ARTS Music</p> <p>Your Week 3 music lesson with Mrs Cronin can be found on seesaw.</p>	<p>SCIENCE</p> <p>This week we are going to look at the 4 different types of clouds and conduct a cloud experiment. For the experiment you will need:</p> <ul style="list-style-type: none"> - a glass jar and lid - water - ice - hairspray <p>You will need to do this experiment with an adult.</p> <p></p>	<p>PDHPE</p> <p>Watch Mr. Smith's Video. Watch and complete Stay Active@home video. Keep moving and follow all instructions of the video.</p> <p>Olympic throwing inspiration 2016 men olympic final 2016 women olympic final</p> <p>Have fun!</p>	<p>GEOGRAPHY</p> <p>Ask an adult and then go outside into the garden. What human and natural features can you see? Create a map of what you can see using natural resources such as sticks, leaves and rocks. (Remember to only use what is on the ground and to look carefully for insects and spiders before you pick an object up). Include the natural and built features of your place on your map. Take a photo of your creation and upload it to Seesaw. Add a voice recording to explain your map.</p> <p></p>

<p>Make sure you have submitted to your teacher:</p>	<ul style="list-style-type: none"> • Spelling 	<ul style="list-style-type: none"> • Your writing from 'How to be a lion'. 	<ul style="list-style-type: none"> • Your writing from 'How to be a lion'. 	<ul style="list-style-type: none"> • Your writing from 'How to be a lion'. • Your drawing of Leonard from 'How to be a lion'. 	<ul style="list-style-type: none"> • Spelling • Maths 3D space • Geography
---	--	---	---	---	---

Incorporate at least **20 minutes** of independent reading into your daily routine.



zoom Year 1 Grade Zoom Link Wednesday 11:30am: <https://nsweducation.zoom.us/j/61194188321?pwd=OVb0VTNyYjdIUUVuWU85RE5iQUc2QT09>



Year 1 Class Zoom Links Friday

<p>1G Maddison Goldrick's Personal Meeting Room Friday 11:30am</p> <p>Join Zoom Meeting : https://nsweducation.zoom.us/j/4185352586?pwd=ZlpTL3hwR01FLzRoZyt5Sk53cEZndz09</p> <p>Meeting ID: 418 535 2586</p> <p>Passcode: bhps20</p>	<p>1W Ashlee Wyngaard's Personal Meeting Room Friday 12:00pm</p> <p>Join Zoom Meeting: https://nsweducation.zoom.us/j/2313810821?pwd=Z3NOd0wrK0w0M1RpU3RKNko2elAzZz09</p> <p>Meeting ID: 231 381 0821</p> <p>Passcode: bhps20</p>	<p>1J Justine Oakley's Personal Meeting Room Friday 11:30am</p> <p>Join Zoom Meeting https://nsweducation.zoom.us/j/7112489847?pwd=UDZlanZXTzJ0cDVpNWdZNMlTZzRGZz09</p> <p>Meeting ID: 711 248 9847</p> <p>Passcode: 470815</p>	<p>1M Linda McWhirter's Personal Meeting Room Friday 11:30am</p> <p>Join Zoom Meeting https://nsweducation.zoom.us/j/4800360327?pwd=Rmw0UkZxeUIYQU9LZGJrVjQ5YnNaZz09</p> <p>Meeting ID: 480 036 0327</p> <p>Passcode: 099294</p>
---	--	--	---