



Term 3 Week 2 - Home Learning Program Year 2



= Workbook



= Mathletics Set Task



= Seesaw activity or post work to Seesaw

















= Zoom Meeting












= Brain Break

| | Monday 19th July | Tuesday 20th July | Wednesday 21st July | Thursday 22nd July | Friday 23rd July |
|---------------------------|---|--|--|--|--|
| Check in Task | Today you need to post 6 set items on Seesaw. | Message from teacher Check in Today you need to post 4 set items on Seesaw. | Message from teacher Check in Today you need to post 4 set items on Seesaw. | Message from teacher Check in Today you need to post 4 set items on Seesaw. | Message from teacher Today you need to post 6 set items on Seesaw. |
| Wellbeing Activity | Smiling Mind -Managing emotions meditation 204 You will need to get the free mindfulness app at https://www.smilingmind.com.au/smiling-mind-app | Mindfulness- Belly breathing | Watch and join in- Go Noodle Mood Walk . Tell someone how you are feeling today. | Mindfulness guided relaxation. Watch Peace Out . | Dance- Watch Kids Zumba Start your day grooving and moving! |
| Morning | ENGLISH ★ Spelling - “p” sound Brainstorm as many words as you can with the “p” sound in them. Use the template on Seesaw. Choose your five most interesting words in a sentence  ★ Reading / Speaking | ENGLISH ★ Spelling - “p” sound Log into Sound Waves Kids and then click on Unit 11. Complete the segmenting activity for the ‘p’ sound. Segment either the list words or the extension words. Access Code: world560 ★ Writing - Grammar | ENGLISH ★ Spelling - “r” sound Brainstorm as many words as you can with the “r” sound in them. Use the template on Seesaw. Use your five most interesting words in a sentence.  FRUIT BREAK | ENGLISH ★ Spelling - “r” sound Log into Sound Waves Kids and then click on Unit 11. Complete the segmenting activity for the ‘r’ sound. Segment either the list words or the extension words. Access Code: world560 | ENGLISH ★ Spelling - “p” and “r” sounds Complete the worksheets. You can print them from the Soundwaves website and post a picture or complete them directly on Seesaw.  ★ Reading / Speaking Using the <u>same book</u> you |

| | | | | |
|--|--|--|---|--|
| <p>Choose a reader from the PM eCollection app, Reading Eggs/ Express or a book of your own. Record yourself reading on Seesaw.</p>  <p>★ Writing - Grammar Complete the activity set in Seesaw on Sentences (Exercise A)</p>  <p>FRUIT BREAK</p> <p>★ Writing - Creative Start to plan a short story about the POBBLE 365 picture in Seesaw. Don't make it too long and remember your story should have a problem that needs to be solved. Editing is expected to be done to make the best version of your story. <u>Please post the finished story on Friday</u></p> | <p>Complete the activity set on Sentences in Seesaw (Exercise B)</p>  <p>FRUIT BREAK</p> <p>★ Reading Independent reading - 20 minutes</p> <p>★ Writing - Creative Please work on your POBBLE 365 story.</p> | <p>★ Reading / Speaking Choose a reader from the PM eCollection app, Reading Eggs/ Express or a book of your own.</p> <p>★ Writing - Grammar Complete the activity set in Seesaw on Sentences (Exercise C)</p>  <p>★ Writing - Creative Please continue working on your POBBLE story. As you reread your work, please make sure your sentences make sense.</p> | <p>★ Listening - </p> <p>Complete the Poetry activity <u>Metamorphosis</u> on Seesaw</p> <p>FRUIT BREAK</p> <p>★ Writing - Grammar Complete the activity set in Seesaw on Sentences (Exercise D)</p>  <p>★ Reading Independent reading - 20 minutes</p> <p>★ Writing - Creative Please continue working on your POBBLE story. Today is a great day to start editing your story. Please use editing marks to find and correct spelling, capital</p> | <p>read on Monday (if possible), re-record yourself to demonstrate your improvement on Seesaw. If it needs to be a different book, that is fine. This task is about the fluency of your reading.</p>   <p>FRUIT BREAK</p> <p>★ Writing - Grammar Complete the activity set in Seesaw on Sentences (Exercise E)</p>  <p>Writing - Creative Please upload your finished story for the POBBLE 365 picture.</p>  |
|--|--|--|---|--|

| Break | | | | | |
|---------------|---|--|--|--|---|
| Middle | <p>MATHEMATICS In the Seesaw activity Multiplication - Lesson 1 you will watch an embedded video to learn how to play the game <u>Handfuls: Thinking Multiplicatively</u>. Play the game with a family member and then have a go at recording some of your mathematical thinking.</p> <p>Resources Needed</p> <ul style="list-style-type: none"> • A collection of approx. 12 items that can represent groups of 2 e.g Lego minifigures with 2 legs | <p>MATHEMATICS In the Seesaw activity Multiplication - Lesson 2 you will watch an embedded video to learn how to play the game <u>Circles and Stars</u>.</p> <p>Resources Needed</p> <ul style="list-style-type: none"> ■ playing cards (2s, 5s & 10s only) ■ a dice  <p>Mathletics Activities:</p> | <p>SCIENCE Watch Mrs Lowe's video message. This term we are starting a new topic - Water Works. We will be looking at the Earth's resources and how we use them.</p>  <p>PDH ★ Mindfulness Complete the Seesaw activity - What is Mindfulness?</p> | <p>MATHEMATICS In the Seesaw activity Multiplication - Lesson 3 you will watch an embedded video <u>ReSolve Fruit Shop 1</u> in which you will think mathematically about various fruit shop problems.</p>  <p>Mathletics</p> <ul style="list-style-type: none"> • Activity: Grouping in tens | <p>MATHEMATICS In the Seesaw activity Multiplication - Lesson 4 you will watch an embedded video <u>ReSolve Fruit Shop 2</u> in which you will think mathematically about various fruit shop problems.</p>  <p>Mathletics</p> <ul style="list-style-type: none"> • Quest: Grouping and skip counting to solve problems |

| | | | | | |
|--|---|---|--|--|---|
| | <p>each, small toys with 2 eyes etc.</p> <ul style="list-style-type: none"> OR a collection of items that can represent groups of 4 e.g toy cars with 4 wheels each, small toys with 4 legs etc.  <p>Mathletics</p> <ul style="list-style-type: none"> Quest: Introducing and describing arrays | <ul style="list-style-type: none"> Grouping in twos Grouping in fives  | | | |
| Break | | | | | |
| Afternoon | <p>PBL</p> <p>★ Be an eSafe Kid - Be safe - Be kind - Be curious - Be secure</p>  <p>★ Research The Olympic Games start this Friday in Japan. Try to find 10 interesting facts about the host nation Japan. You can click on the plus button on Seesaw to add an activity. Write the facts down and take a photo or type them up on Seesaw and then upload your work.</p>  | <p>CREATIVE ARTS</p> <p>★ Music You will find your music lesson for this week on Seesaw. It's a very silly song called Loose Tooth. Have fun!</p>  <p>★ Visual Arts Olympic Mascot. Complete this activity on Seesaw.</p>  | <p>GRADE ZOOM Join in at 2pm for a group check in and chat on Zoom.</p>  | <p>PDHPE Watch Mr. Smith's Video Message. While we are learning remotely, it's really important to stay active and keep moving. Click the link or watch on SeeSaw.</p> <p>If you are at home you can open the Olympic Day Fitness video and get started.</p> <p>If you are at school. The Teacher will play a youtube link for the whole class.</p> <p>★ Healthy Eating Complete the activity on Seesaw.</p>  | <p>HISTORY/GEOGRAPHY</p> <p>★ Geography - Australia Pre Test Complete the activity on Seesaw. Try to do it with as little help as possible.</p>  <p>When you have finished and submitted your work on Seesaw, spend some time looking at a map, an atlas or check out Google Earth. Try to find some of the names of the continents you saw on the Seesaw activity. Then look more closely at Australia and the states and territories. On Google Earth, you can also type in your home address or the school address.</p> |
| Make sure you have submitted to your teacher: | <ul style="list-style-type: none"> Soundwaves Reading recording Grammar task Multiplication Lesson 1 e-Safety Research task | <ul style="list-style-type: none"> Grammar task Multiplication Lesson 2 Music Visual Arts | <ul style="list-style-type: none"> Spelling Grammar task Science PDH - Mindfulness | <ul style="list-style-type: none"> Listening Grammar task Multiplication Lesson 3 PE | <ul style="list-style-type: none"> Soundwaves Reading Grammar task Pobble 365 story Multiplication Lesson 4 Geography |

Year 2 Grade Zoom 2pm Wednesday: <https://nsweducation.zoom.us/j/64969392015?pwd=eJFSVNIT3BsSC9UTmh6ZzdURmt6UT09>