



## Term 4 Week 2- Home Learning Program Year 1

= PM Reader App

= Mathletics Set Task

= Seesaw activity or post work to Seesaw

= Zoom Meeting

[Access to printable resources](#)

|                           | Monday 11 October  | Tuesday 12 October  | Wednesday 13 October<br><i>Reduced Screen-time Day</i>  | Thursday 14 October   | Friday 15 October  |
|---------------------------|--|---|---|---|--|
| <b>Morning check-in</b>   | Class Zoom call 9:00am.<br>Click your class for link:<br><a href="#">1G 1J 1M 1W</a>   | Class Zoom call 9:00am.<br>Click your class for link:<br><a href="#">1G 1J 1M 1W</a>  | Check Seesaw for a morning message from your teacher.<br><a href="#">Stage 1 Grade Zoom</a><br>2:00pm with Mr Shuster, Mrs Lockhart and Ms Rhodes-<br>important information on returning to school will be shared.  | Class Zoom call 9:00am.<br>Click your class for link:<br><a href="#">1G 1J 1M 1W</a>  | Check Seesaw for a morning message from your teacher.  |
| <b>Wellbeing Activity</b> | Mindful Monday- <a href="#">Smiling Mind</a><br>Exploring Strengths 1 meditation.<br><br>(MyPrograms-Classroom-Primary-Lesson 10-Exploring Strengths 1)  | Enjoy a mindful guided relaxation. Watch <a href="#">Peace Out</a> .  | Get creative! Use words and, or pictures to show your strengths and passions. It can be a small poster to hang in your room or a collage of photos or pictures. You are amazing!  | Music can be uplifting and motivating! Listen to your favourite music to start the day!   | Listen to <a href="#">A Little Spot of Feelings book</a> How do you feel today? Do a Zones family check-in.<br><br>What went well this week? What are you looking forward to this term?                        |
| <b>Morning</b>            | <b>ENGLISH</b><br><br><b>Reading</b><br>Read a <b>fiction</b> book on the PM reader app or a book of your own.<br><br>After the reading, create a new blurb for the story. Tell the blurb to someone in your family. | <b>ENGLISH</b><br><br><b>Reading</b><br>Read a <b>fiction</b> book on the PM reader app or a book of your own.<br><br>Draw a comic strip to show the beginning, middle and ending of the story. Show your comic strip to someone in your family and | <b>ENGLISH</b><br><br><b>Reading</b><br>Read a <b>non-fiction</b> book on the PM reader app or a book of your own.<br><br>Tell someone in your family, what you knew about the topic before you read the book and what is something new you have learnt after | <b>ENGLISH</b><br><br><b>Reading</b><br>Read a <b>non-fiction</b> book on the PM reader app or a book of your own.<br><br>What was the purpose of this book? Tell someone in your family the main points.<br><br><b>FRUIT BREAK</b> | <b>ENGLISH</b><br><br><b>Reading</b><br>Read a <b>fiction</b> book on the PM reader app or a book of your own.<br><br>What connections can you make about the book and your life? Tell someone in your family. |

**Remember:** A blurb is a short description of what the story is about, but don't give away the ending.

### FRUIT BREAK

#### Spelling Unit 30

This week we have 2 sounds.

**Zebra 'z'zz's'se'** – zebra, puzzle, bears, cheese

**Treasure 's' 'si'** – treasure, television

#### Word hunt

Today you are a Word Detective. Go on a word hunt around your house. Take a photo of up to 6 things in your house or garden that have this week's sound in it.

Upload the picture to Seesaw and type the word next to the picture.

You might find:

puzzle, television, teddy bear, cheese, measuring tape etc

#### Writing: Sport Writing Grid

Everyday this week we will be using the sport writing

explain each picture to them.

### FRUIT BREAK

#### Writing: Sport Writing Grid

Today, choose a different writing activity from the grid and complete your writing task on paper.

Edit your work. Check for:

- Capital letters
- Full stops
- Does your work make sense?



Upload a photo of your work to Seesaw.

reading the book.

### FRUIT BREAK

#### Writing: Sport Writing Grid

Choose one of the writing activities on the sport writing grid and complete your writing task on paper.

Edit your work. Check for:

- Capital letters
- Full stops
- Does your work make sense?

#### Spelling Unit 30

**Zebra 'z'zz's'se'** – zebra, puzzle, bears, cheese

**Treasure 's' 'si'** – treasure, television

#### Consonants and Vowels

Choose 6 spelling words from your Word Hunt on Monday.

You will need a blue and red pencil.

On paper, write the words with consonants in blue and vowels in red.

Remember vowels are a,e,i,o,u.

For example **puzzle**

Take a photo and upload it to Seesaw for your teacher to see.



#### Writing: Sport Writing Grid

Choose one of the writing activities on the sport writing grid and complete your writing task on paper.

Edit your work. Check for:

- Capital letters
- Full stops
- Does your work make sense?

#### Spelling Unit 30

**Zebra 'z'zz's'se'** – zebra, puzzle, bears, cheese

**Treasure 's' 'si'** – treasure, television

#### Paper Chain Spelling.

You will need strips of paper. Choose 5 - 10 words from this week's spelling.

On each strip write one of your spelling words.

Join the strips together to make a paper chain.

Be careful that you put your words on the outside of the loops.

### FRUIT BREAK

#### Writing: Sport Writing Grid


Choose one of the writing activities on the sport writing grid and complete your writing task on paper.

Edit your work. Check for:




- Capital letters
- Full stops
- Does your work make sense?



Upload a photo of your work to Seesaw.

|  |   |  |  |  |  |
|--|---|--|--|--|--|
|  | <p>grid.</p> <p>Have a look at the different activities on the grid.</p> <p>Choose one of the writing activities and complete your writing task on paper.</p> <p>Edit your work. Check for:</p> <ul style="list-style-type: none"> <li>- Capital letters</li> <li>- Full stops</li> <li>- Does your work make sense?</li> </ul> <p> Upload a photo of your work to Seesaw.</p> |  |  |  |  |
|--|---|--|--|--|--|

**Break**

|                      |  |  |  |   |   |
|----------------------|--|--|--|---|---|
| <p><b>Middle</b></p> | <p><b>MATHEMATICS</b><br/>Patterns and Algebra</p> <p>This week we will be completing an investigation creating different patterns by designing friendship bands for International Friendship Day.</p> <p>On Seesaw, today you will be investigating a 'two' pattern. You will need to design a 'two' pattern friendship bracelet and record yourself describing your pattern to your teacher.</p> <p>Once you are finished, watch the story Pattern Fish. Print out, draw, or design on seesaw your own pattern fish using a 'two' pattern. </p> | <p><b>MATHEMATICS</b><br/>Patterns and Algebra</p> <p>Today our patterns investigation continues.</p> <p>On Seesaw, you will be investigating 'three' patterns.</p> <p>You will need to design two friendship bracelets today. You will be using the two different types of 'three' patterns. Once you have designed them you will record yourself describing your pattern to your teacher.</p> <p></p> <p>Complete on Mathletics: Simple Patterns Missing it</p> | <p><b>MATHEMATICS</b><br/>Patterns and Algebra</p> <p>Today our patterns investigation continues.</p> <p>Using items you have around your house and garden create 'two' and 'three' patterns.</p> <p>You could use:<br/>Lego, food, coloured beads, coloured pencils, leaves and sticks, blocks, toys, playdough...</p> <p>Can you spot anywhere in your house that has a pattern on it? It might be:<br/>Doona cover, cushion, tiles, artwork, books, curtains...</p> | <p><b>MATHEMATICS</b><br/>Length</p> <p>Today year 1 is going to measure the length of items using informal units</p> <p>It is important to remember when measuring the length of an object with informal units</p> <ol style="list-style-type: none"> <li>1. we place the unit in a straight line next to the item we want to measure</li> <li>2. all the units are the same size and facing the right direction</li> <li>3. we make sure the units are touching each other end-to-end- but not overlapping</li> <li>4. we start measuring at one end and finish at the other (don't start in the middle)</li> </ol> | <p><b>MATHEMATICS</b><br/>Length</p> <p>Troday year 1 is going to investigate the difference in the length of objects they have in their home. Students need to choose an appropriate informal unit to measure with.</p> <p>Students need to pick a unit that they have lots of, and that are all the same size (e.g pegs, paperclips, textas etc)</p> <p>Complete the Seesaw Activity. Choose 3 items in your home to measure. </p> |
|----------------------|--|--|--|---|---|

Colour Patterns  
Pattern Error



Complete the length activity on Seesaw.




Estimate and then find the difference in length.

**Break**

Afternoon

**SCIENCE**



This week we are going to be looking at the external features of a variety of living things. Complete the activities on Seesaw.

**CREATIVE ARTS**

**Music**



This week in music you will need a plastic cup to use as a percussion instrument. Go to seesaw to find out more.

**CREATIVE ARTS**

**Visual Arts**

Watch and follow along with the lesson [drawing a soundscape](#) with Kirstie Beavan.

Follow along with the video and listen to the different sounds of nature.

On your page draw what you think those sounds would look like.

Use the different packaging materials to create various shapes and rubbings to make your soundscape artwork.

You will need:  
blank paper  
pens or pencils  
crayons  
scissors  
glue stick  
scrap packaging with different textures (bubble wrap, cardboard, string - anything you can find around the house)

**PDHPE**

Watch Mr Smith's [Video](#)

Task 1 - Have a go at all the challenges from the list on Seesaw. Complete each challenge 3 times for 1 minute.

Task 2 - This week's focus is 'Balance'. Hold yourself as best you can in each position across all 3 levels for as long as you can. Stop and rest if you make it to 1 minute.


**GEOGRAPHY**

**How can spaces within a place be used for different purposes?**

What are the spaces you use everyday?  
Survey your family to find out which spaces they use the most. What are the features they like in these spaces?

What is your favourite place or space? Why?  
Record your results on Seesaw



|  |   |   |   |   |   |
|--|---|---|---|---|---|
|  |   |   | Take a photo of your soundscape artwork to share with your teacher on tomorrow's zoom meeting<br><br><br><a href="#">zoom 2.00pm Stage one zoom</a> : Join Mr Shuster, Mrs Lockhart and Ms Rhodes for some important updates on returning to school. |   |   |
| <b>Make sure you have submitted to your teacher:</b> | <ul style="list-style-type: none"> <li>• Writing</li> <li>• Maths</li> <li>• Science</li> </ul> | <ul style="list-style-type: none"> <li>• Writing</li> <li>• Maths</li> <li>• Music</li> </ul> |   | <ul style="list-style-type: none"> <li>• Spelling</li> <li>• Maths</li> </ul> | <ul style="list-style-type: none"> <li>• Writing</li> <li>• Maths</li> <li>• Geography</li> </ul> |

Incorporate at least **20 minutes** of independent reading into your daily routine.



**Year 1 Class Zoom Links 9:00am Monday, Tuesday and Thursday**

|  |   |   |   |  |
|--|---|---|---|--|
| <p><b>1G Maddison Goldrick's Personal Meeting Room 9:00am</b></p> <p>Join Zoom Meeting : <a href="https://nsweducation.zoom.us/j/4185352586?pwd=ZlpTL3hwR01FLzRoZyt5Sk53cEZndz09">https://nsweducation.zoom.us/j/4185352586?pwd=ZlpTL3hwR01FLzRoZyt5Sk53cEZndz09</a></p> <p>Meeting ID: 418 535 2586</p> <p>Passcode: bhps20</p> | <p><b>1W Ashlee Wyngaard's Personal Meeting Room 9:00am</b></p> <p>Join Zoom Meeting: <a href="https://nsweducation.zoom.us/j/2313810821?pwd=Z3NOd0wrK0w0M1RpU3RKNko2elAzZz09">https://nsweducation.zoom.us/j/2313810821?pwd=Z3NOd0wrK0w0M1RpU3RKNko2elAzZz09</a></p> <p>Meeting ID: 231 381 0821</p> <p>Passcode: bhps20</p> | <p><b>1J Monday/Tuesday Josie Conn's Personal Meeting Room 9:00am</b></p> <p>Join Zoom Meeting <a href="https://nsweducation.zoom.us/j/69445678672?pwd=THVpWWZDWjQweTlCMzVjVE5GYjdudz09">https://nsweducation.zoom.us/j/69445678672?pwd=THVpWWZDWjQweTlCMzVjVE5GYjdudz09</a></p> <p>Meeting ID: 694 4567 8672</p> <p>Passcode: 148904</p> | <p><b>1J Thursday Justine Oakley's Personal Meeting Room 9:00am</b></p> <p>Join Zoom Meeting <a href="https://nsweducation.zoom.us/j/63157417878?pwd=V1Z0d1lyQTY1cGVtbzBtTHRvNFVDQT09">https://nsweducation.zoom.us/j/63157417878?pwd=V1Z0d1lyQTY1cGVtbzBtTHRvNFVDQT09</a></p> <p>Meeting ID: 631 5741 7878</p> <p>Passcode: 363283</p> | <p><b>1M Linda McWhirter's Personal Meeting Room 9:00am</b></p> <p>Join Zoom Meeting <a href="https://nsweducation.zoom.us/j/4800360327?pwd=Rmw0UkZxeUIYQU9LZGJrVjQ5YnNaZz09">https://nsweducation.zoom.us/j/4800360327?pwd=Rmw0UkZxeUIYQU9LZGJrVjQ5YnNaZz09</a></p> <p>Meeting ID: 480 036 0327</p> <p>Passcode: 099294</p> |
|--|---|---|---|--|

**Stage 1 Grade Zoom Link Wednesday 2.00pm:** <https://nsweducation.zoom.us/j/64969392015?pwd=eJF5SVNIT3BsSC9UTmh6ZzdURmt6UT09>

