



Term 4 Week 1 - Home Learning Program Kindergarten



= Seesaw activity or post work to Seesaw















= Zoom Meeting



= Brain Break

[Access to printable resources](#)

| | Monday 4th October Public Holiday | Tuesday 5th October | Wednesday 6th October Reduced Screen Time Day | Thursday 7th October | Friday 8th October |
|--------------------|--------------------------------------|--|---|--|--|
| Check in Task | | Class Zoom call 9:00 am  Click your class for link KD KS KW KRA KF | Check Seesaw for a morning message from your teacher.  2.30pm Grade zoom  with Mr Shuster, Mrs Lockhart and Ms Rhodes | Class Zoom call 9:00 am  Click your class for link KD KS KW KRA KF | Check Seesaw for a morning message from your teacher.  |
| Wellbeing Activity | | PBL/Wellbeing  Celebrating My Personal Best Watch the PBL video Listen to the uplifting book The World Made a Rainbow Write positive messages with chalk for others to read. | Create Mindful Moodles -cartoon characters. What Zone are they in? Name the emotion they show.  | Listen to Positive Affirmations . Create your own positive affirmation on cardboard. Decorate it and put it on your desk or mirror. Remind yourself 'I can do this!' when an activity is challenging.  | Listen to You Rock! Think Yourself Fabulous! Say your affirmation out loud. Watch and join in Hello Thoughts .  |
| Morning | | Class Zoom 9:00am  ENGLISH Handwriting Mm | ENGLISH FRUIT BREAK Writing Just like Flat Stanley, you | Class Zoom 9:00am  ENGLISH Soundwaves | ENGLISH PM - read for 10 mins  |

You can practice your handwriting on a blank piece of paper or there are printable lines available on BHPS website.

FRUIT BREAK

Soundwaves




Watch the video for today's sound - /ai/ /ay/ /a_e/ as in snail.

Brainstorm some words that have this sound. Can you put some of these words into an interesting sentence?



Writing

Flat Stanley

Listen to Mrs Daly read the book 'Flat Stanley'. Write about the fun things you could do if you were flat like Stanley. Would there be any problems with being flat?



have your flat teacher visiting at home with you. Write about an adventure that you would take your flat teacher on? Would you take them to the beach? Or the park? Or into your backyard for some fun?



Read for 10 mins

Find a book that you enjoy reading at home. Read it to a family member, a pet, a teddy. Remember all the strategies you know to read tricky words. Add a sticker to your reading log.



Watch the video for today's sound - /ee/ /e/ /ea/ as in bee. Brainstorm some words that have this sound. Can you put some of these words into an interesting sentence?

Handwriting Nn

You can practice your handwriting on a blank piece of paper or there are printable lines available on BHPS website.

FRUIT BREAK

PM Reader and writing



Read a PM book and write about what happened in the story. It could be about your favourite character, or a problem that happened in the story for example.

Don't forget to put your sticker on your reading chart.

Writing

Look at the picture prompts on Seesaw. Choose one to write about. We are going to focus on checking our work after writing.

Check:

- Have I used capital letters to begin my sentences?
- Have I used full stops to end my sentences?
- Does my sentences make sense?



FRUIT BREAK

History



This term we are learning about celebrations. Watch Miss Fleming read the story Hip Hip Hooray!. Make a video of you explaining how your family celebrates birthdays. Do you have any traditions? What

PM - read for 10 mins



Don't forget to put your sticker on your reading chart.

do you eat? Where do you go? Who do you celebrate with?



Break

Middle

MATHEMATICS

Warm up - Let's revise counting to 100. Using the [Big Number Song](#).

Addition - Roll and Flip Game



Watch the video by Miss Saltmarsh showing you how to play Roll and Flip. You will need some playing cards and a dice for this activity. Have your cards out on the table or on the floor. Roll the dice onto the cards. Where the dice land on is the dice and card combination you need to add together. For example 7 and 5 makes 12. Record your addition sums on a piece of paper.

Creative arts

This term we are learning about celebrations. Talk to a family member about a celebration that your family enjoys. Create an art or craft that represents this celebration. It could be a picture of your family celebrating Easter, a birthday hat or maybe even a yummy treat from your favourite celebration.



MATHEMATICS

Warm up- Practise writing numbers to 50 using the grid on Seesaw or write them on a piece of paper.



POSITION

We are learning to describe the position of an object.

Watch the video of Miss Fleming explaining the position words. Use a chair and a toy to practise moving your toy into different positions. Make a video or take photos of your toy in different positions.



MATHEMATICS

Warm up -Play addition sort on Seesaw or make your own grid and write addition facts to 7,8,9 and 10.



POSITION

We are learning to follow simple directions using everyday language.

Watch the video of Miss Fleming and Miss White showing you how to play The Direction Game. Work with a family member to give directions to find a hidden item.



Break

CREATIVE ARTS

Music

Come to the Seesaw Music Classroom for some singing, rhythms and body percussion with Mrs Cronin



Wonderful Wednesday

Choose an activity from the Fun Friday Grid to complete in the afternoon. The template will be in Seesaw.



zoom 2.30pm

Kindergarten Grade
zoom: Join Mr Shuster,
Mrs Lockhart and Ms
Rhodes.

PDHPE



PE

Watch Mr Smith's [Video](#)


Choose a [Kidzbop](#) or a [Just Dance](#) and move along for at least 15mins.

Hold these [basic gymnastic](#) poses for 30 seconds with 30 secs rest in between each hold.

PDH- Friendships and Kindness

Watch the video/ story about [Getting along with Others](#).

Talk to a trusted adult about something you would do for another student in your class to show kindness. Draw a picture of how you show kindness to others.



Science



New term, new topic :
"On the Move" - we are going to look at the different ways humans and animals can move. complete the activities on Seesaw.

| | | | | | |
|------------------|--|--|---|--|---|
| Check out | | Find somewhere peaceful and lie down. Think of 3 goals you would like to set for yourself this term. | Throw a ball with someone and tell them your favourite thing you did today. What are you looking forward to tomorrow? | Sit or lay down outside. What can you hear? What can you see? What can you smell? What can you feel? | Share with your teacher what you are most looking forward to this term. |
|------------------|--|--|---|--|---|

Incorporate at least **10 minutes** of independent reading into your daily routine.



Class Zoom meetings Monday, Tuesday, Thursday

| KD class Zoom Link 9:00 am | KF Class Zoom Link 9:00 am | KRA Class Zoom Link 9:00 am | KS Class Zoom Link 9:00 am | KW Class Zoom Link 9:00 am |
|--|--|--|--|--|
| https://nsweducation.zoom.us/j/68029092624?pwd=VU7BNGFPUVFKaIM2VjFMSE9DVXg4QT09 Meeting ID- 680 2909 2624 Meeting Password - KD | https://nsweducation.zoom.us/j/65940878794?pwd=NWRnYU1Z2VU0hNzU0Z09 Meeting ID - 659 4087 8794 Meeting password - KF | https://nsweducation.zoom.us/j/65646735342?pwd=d0Y1RzFlbUVON29oZUp1djdaU0hNZz09 Meeting ID-656 4673 5342 Passcode: KRA | https://nsweducation.zoom.us/j/62013730515?pwd=cVZsNHM1N09ucG9yclRXaHNJVXZ5UT09 Meeting ID - 620 1373 0515 Meeting Password - KS | https://nsweducation.zoom.us/j/64430867044?pwd=djZaVklWGRaQW8zQ0RkNCthbFNlUQT09 Meeting ID - 644 3086 7044 Meeting password - KW |
| Kindergarten Grade Zoom Link 2:30pm Wednesday: https://nsweducation.zoom.us/j/68435720044?pwd=WTBlcmxJNTEFCZDloZFpsWHBuRDIZUT09 | | | | |