

# Black Box

## Resources for each child

- 1 Dice
- 1 container of 10 counters
- 1 caterpillar number track

## Resources between 2 children

- 1 pack of numeral cards to 30
- 1 pack of cards
- 1 sand timer
- 1 pack of dominoes
- 1 pack of 10 frames

## Other resources you may like to add;

- Blank number line
- Number line
- Hundreds chart
- Five Frames
- Differentiated dice
- Arrays
- Magnetic numbers

### Domino Resources

- *Domino Deductions* by Paul Swan

### Playing Card Resources

- *Card Capers* by Paul Swan
- *All Hands on Deck* by Joanne Currah, Jane Felling, Cheryl MacDonald
- *Shuffling Into Maths* by Joanne Currah, Jane Felling, Cheryl MacDonald

•

### Dice Resources

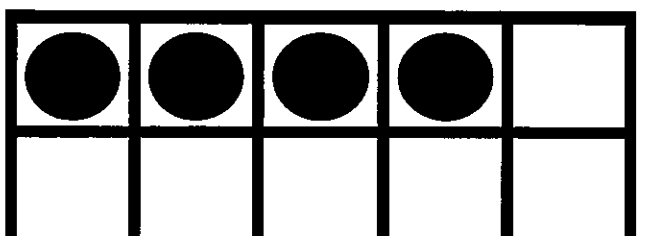

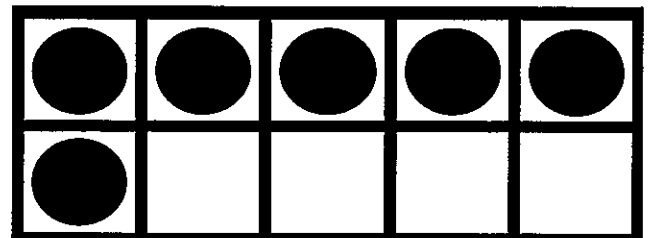



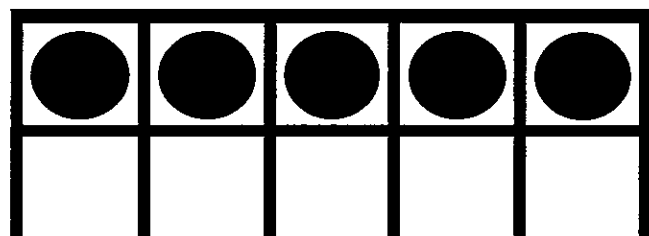

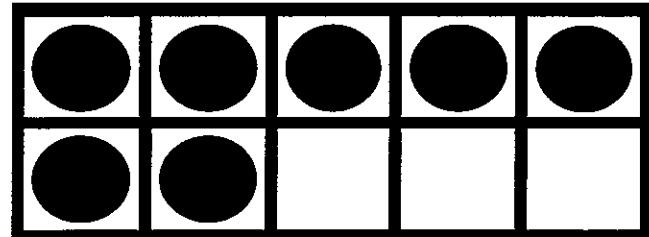





- *Dice Dilemmas* by Paul Swan
- *All Hands on Deck* by Joanne Currah, Jane Felling, Cheryl MacDonald
- *Dice Works* by Joanne Currah, Jane Felling, Cheryl MacDonald


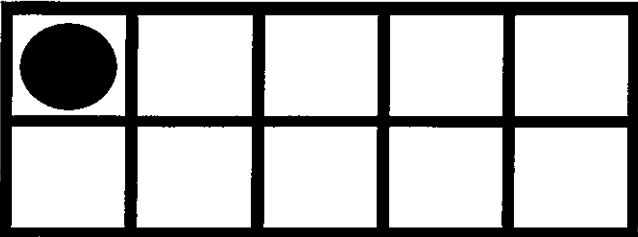


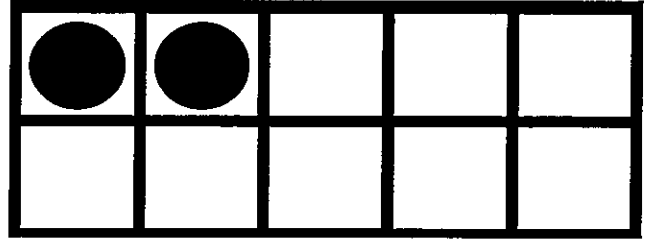
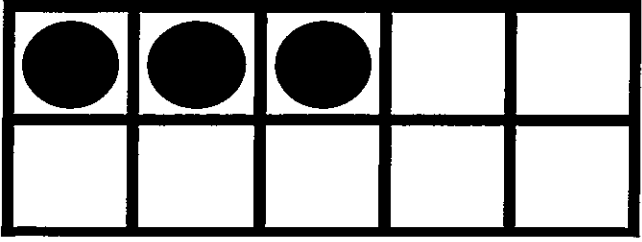


INSTRUCTIONS – A4 DOUBLE TEN FRAMES

Instructions for making A4-sized ten frame patterns for subitising activities (flash cards that allow students to recognise collections without counting from one):

1. Copy onto coloured paper or light card.
2. Laminate each double ten frame pattern.

For best results use light card and heavy laminating pouches eg 150 mic. This will make your resources stronger and stiffer.



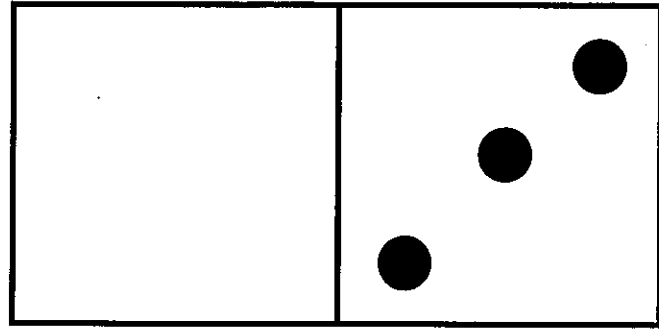
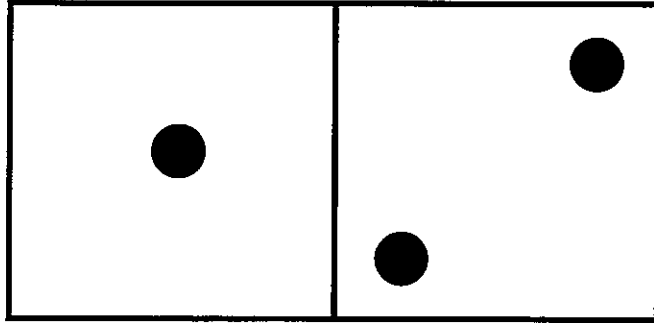
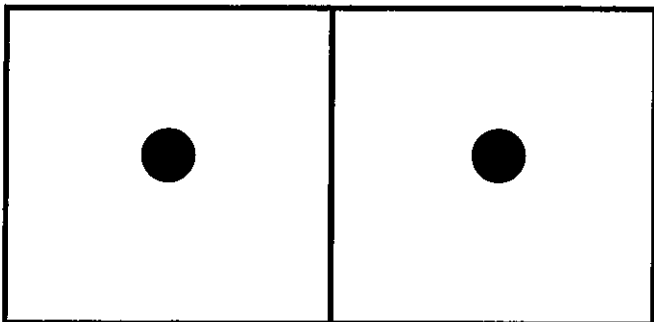

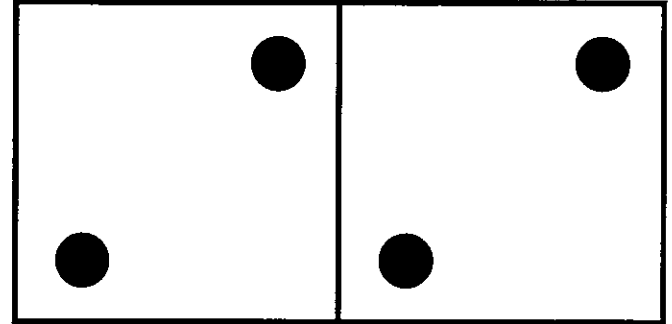
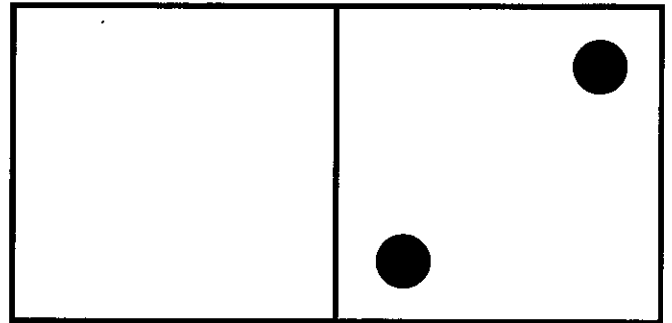
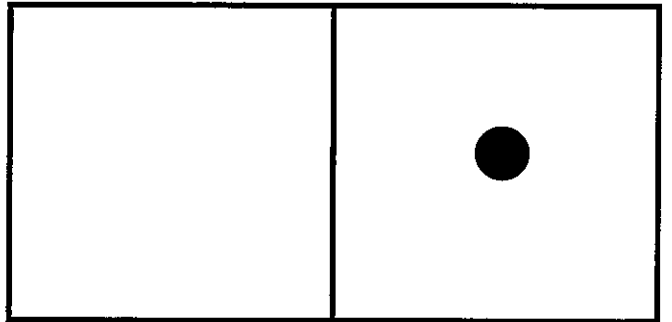


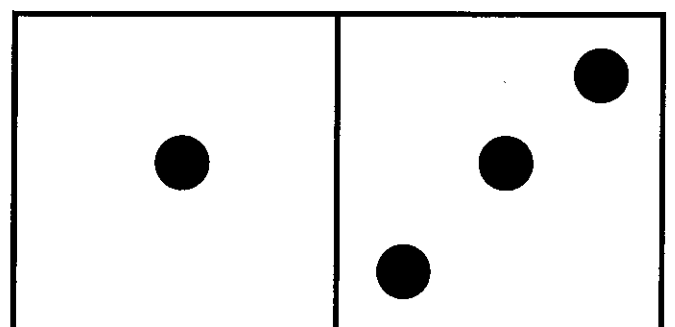
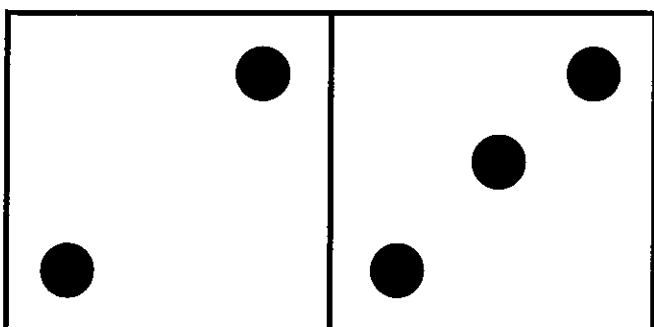
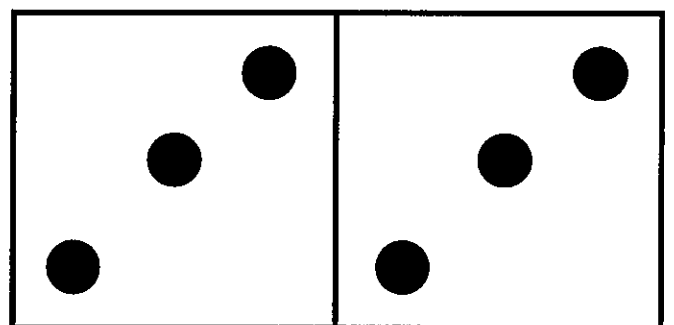
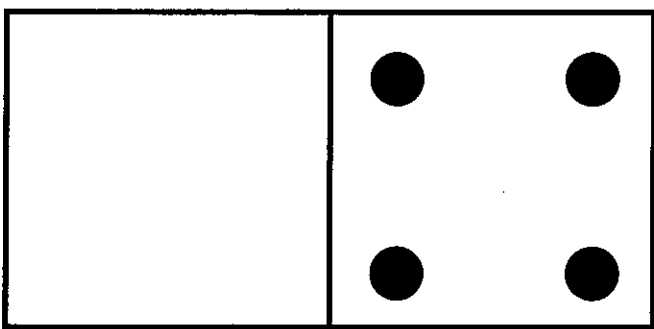
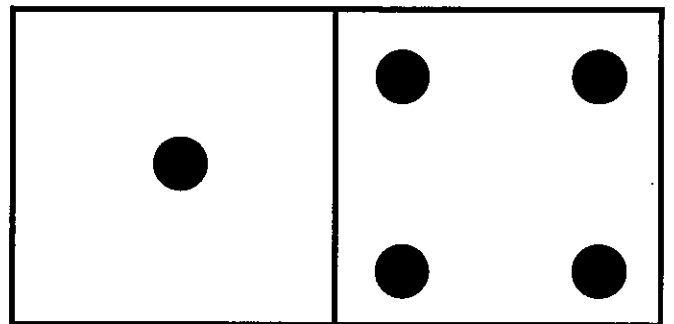
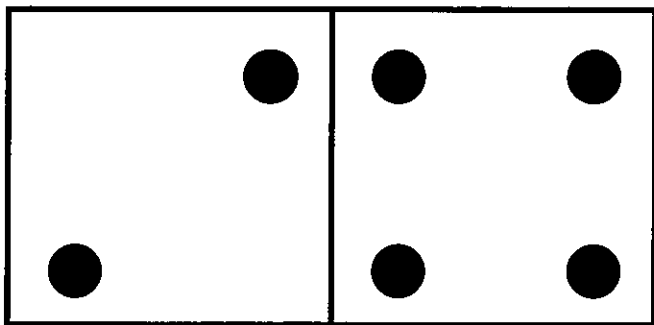

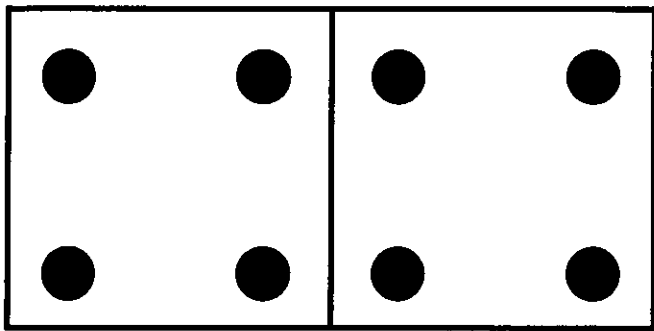
INSTRUCTIONS - DOMINO PATTERNS

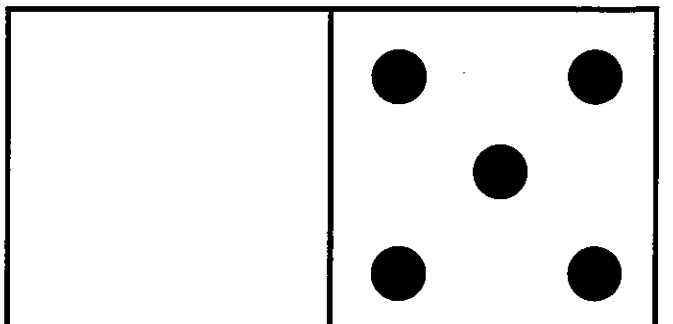
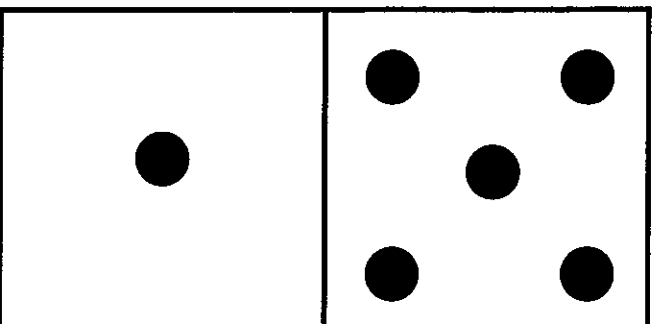
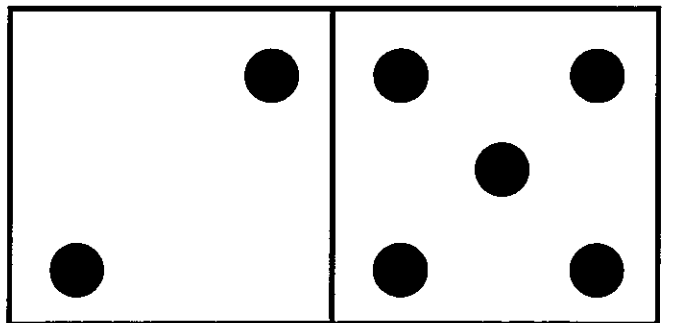



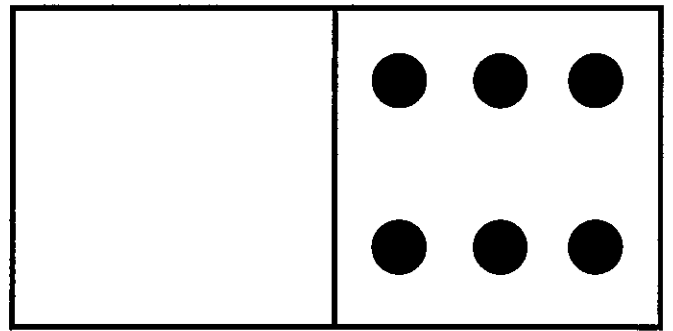
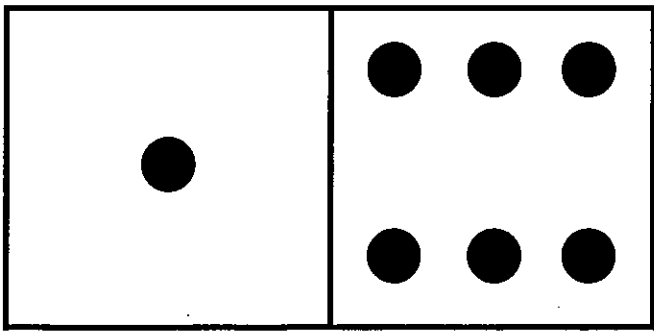
Instructions for making A4-sized domino patterns for substiting activities (flash cards that allow students to recognise and add collections without counting from one):

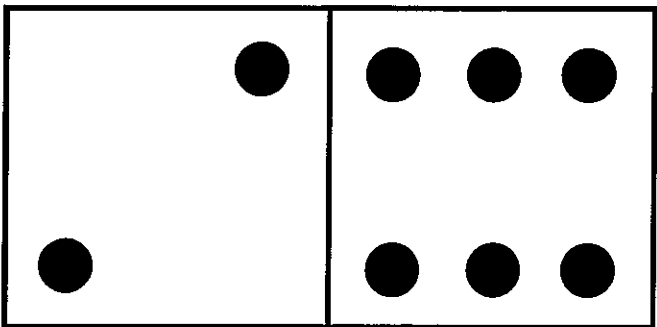
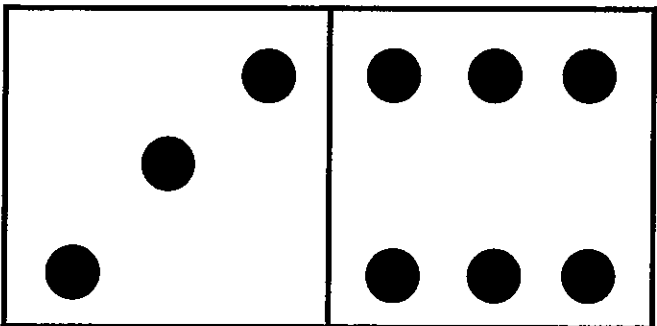
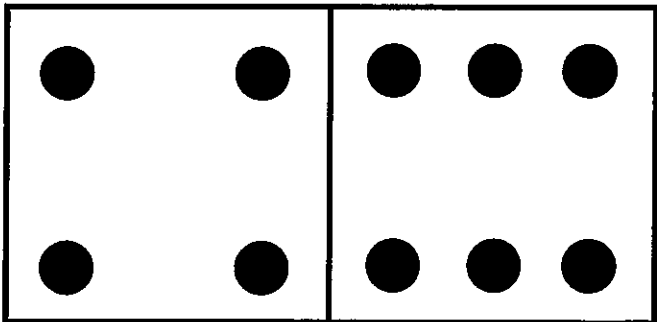
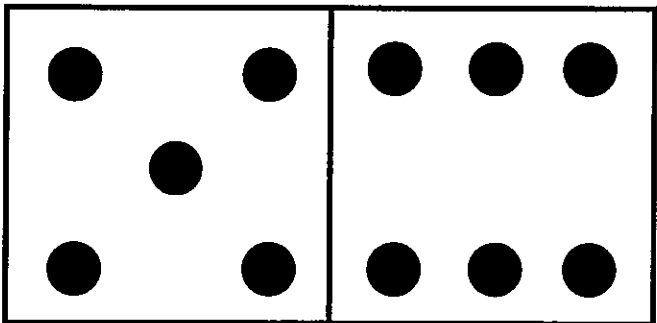
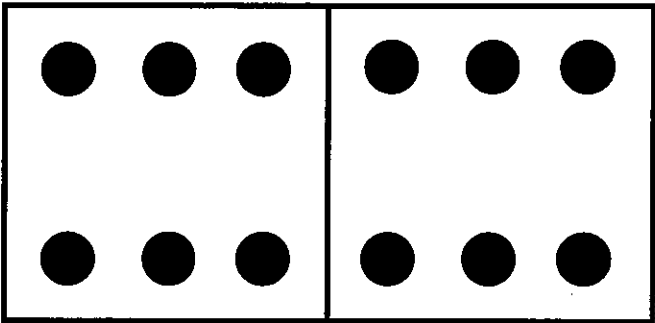
1. Copy onto coloured paper or light card.
2. Laminate each domino pattern.

For best results use light card and heavy laminating pouches eg 150 mic. This will make your resources stronger and stiffer.









0

SparkleBox © Copyright 2009, SparkleBox Teacher Resources (www.sparklebox.co.uk)

A4 number cards 0-100



Many thanks for visiting SparkleBox,  
enjoy using the resource!

Regards,  
The SparkleBox Team

How to shrink the print size

If you want to print these smaller than A4, simply follow the instructions below  
before printing:

1. In Adobe Reader, click the File menu (top left).
2. Select 'Print...'
3. Click the drop-down box next to 'Print Scaling' and select 'Multiple Pages per sheet.'
4. You can then select various options that will reduce the size of the print outs and allow you to print several pages on one sheet of paper.

SparkleBox © Copyright 2009, SparkleBox Teacher Resources (www.sparklebox.co.uk)

1

SparkleBox © Copyright 2009, SparkleBox Teacher Resources (www.sparklebox.co.uk)

2

SparkleBox © Copyright 2009, SparkleBox Teacher Resources (www.sparklebox.co.uk)

3

SparkleBox © Copyright 2009, SparkleBox Teacher Resources (www.sparklebox.co.uk)

4

SparkleBox © Copyright 2009, SparkleBox Teacher Resources (www.sparklebox.co.uk)

5

SparkleBox © Copyright 2009, SparkleBox Teacher Resources (www.sparklebox.co.uk)

6

SparkleBox © Copyright 2009, SparkleBox Teacher Resources (www.sparklebox.co.uk)

7

SparkleBox © Copyright 2009, SparkleBox Teacher Resources (www.sparklebox.co.uk)

8

SparkleBox © Copyright 2009, SparkleBox Teacher Resources (www.sparklebox.co.uk)

9

SparkleBox © Copyright 2009, SparkleBox Teacher Resources (www.sparklebox.co.uk)

10

SparkleBox © Copyright 2009, SparkleBox Teacher Resources (www.sparklebox.co.uk)

11

SparkleBox © Copyright 2009, SparkleBox Teacher Resources (www.sparklebox.co.uk)

12

SparkleBox © Copyright 2009, SparkleBox Teacher Resources (www.sparklebox.co.uk)

13

SparkleBox © Copyright 2009, SparkleBox Teacher Resources (www.sparklebox.co.uk)

14

SparkleBox © Copyright 2009, SparkleBox Teacher Resources (www.sparklebox.co.uk)



15

SparkleBox © Copyright 2009. SparkleBox Teacher Resources ([www.sparklebox.co.uk](http://www.sparklebox.co.uk))

16

SparkleBox © Copyright 2009. SparkleBox Teacher Resources ([www.sparklebox.co.uk](http://www.sparklebox.co.uk))

17

SparkleBox © Copyright 2009. SparkleBox Teacher Resources ([www.sparklebox.co.uk](http://www.sparklebox.co.uk))

18

SparkleBox © Copyright 2009. SparkleBox Teacher Resources ([www.sparklebox.co.uk](http://www.sparklebox.co.uk))

19

SparkleBox © Copyright 2009. SparkleBox Teacher Resources ([www.sparklebox.co.uk](http://www.sparklebox.co.uk))

20

SparkleBox © Copyright 2009. SparkleBox Teacher Resources ([www.sparklebox.co.uk](http://www.sparklebox.co.uk))

21

SparkleBox © Copyright 2009. SparkleBox Teacher Resources ([www.sparklebox.co.uk](http://www.sparklebox.co.uk))

22

SparkleBox © Copyright 2009. SparkleBox Teacher Resources ([www.sparklebox.co.uk](http://www.sparklebox.co.uk))

23

SparkleBox © Copyright 2009. SparkleBox Teacher Resources ([www.sparklebox.co.uk](http://www.sparklebox.co.uk))

24

SparkleBox © Copyright 2009. SparkleBox Teacher Resources ([www.sparklebox.co.uk](http://www.sparklebox.co.uk))

25

SparkleBox © Copyright 2009. SparkleBox Teacher Resources ([www.sparklebox.co.uk](http://www.sparklebox.co.uk))

26

SparkleBox © Copyright 2009. SparkleBox Teacher Resources ([www.sparklebox.co.uk](http://www.sparklebox.co.uk))

27

SparkleBox © Copyright 2009. SparkleBox Teacher Resources ([www.sparklebox.co.uk](http://www.sparklebox.co.uk))

28

SparkleBox © Copyright 2009. SparkleBox Teacher Resources ([www.sparklebox.co.uk](http://www.sparklebox.co.uk))

29

SparkleBox © Copyright 2009. SparkleBox Teacher Resources ([www.sparklebox.co.uk](http://www.sparklebox.co.uk))

30

SparkleBox © Copyright 2009. SparkleBox Teacher Resources ([www.sparklebox.co.uk](http://www.sparklebox.co.uk))

