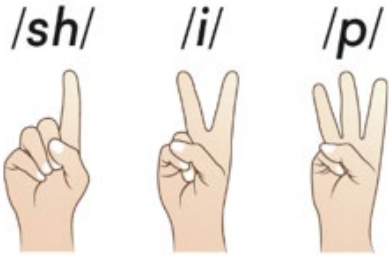





YEAR 1 OVERVIEW

HOME LEARNING RESOURCES												
Reading, Writing and Spelling												
Name	Information	Possible Uses										
Blank write on card spelling	Segmenting sounds in words	<ul style="list-style-type: none"> - help with spelling unfamiliar words - supports the soundwaves program <p>1. Say the word out loud, slowly and naturally. For example, ship.</p> <p>2. Segment the word into its individual sounds (phonemes) holding up a finger for each sound.</p> <p>For example, /sh/i/p/ – 1, 2, 3 fingers.</p>  <p>After segmenting a spoken word into its individual phonemes, you need to assign the correct grapheme (letter/s) to represent each phoneme in writing.</p> <p>For example:</p> <table border="1" data-bbox="845 1064 1276 1164"> <thead> <tr> <th>Word</th> <th>Phonemes</th> <th colspan="3">Graphemes</th> </tr> </thead> <tbody> <tr> <td></td> <td>3</td> <td>sh</td> <td>i</td> <td>p</td> </tr> </tbody> </table>	Word	Phonemes	Graphemes				3	sh	i	p
Word	Phonemes	Graphemes										
	3	sh	i	p								
Sight Word Mat	Frequently used words	<ul style="list-style-type: none"> - practice spelling - check your spelling in a piece of writing 										
Sound waves Chart	A complete list of graphemes in the English language	<ul style="list-style-type: none"> - spelling unfamiliar words by segmenting into individual sounds - identifying a variety of ways to spell sounds / graphemes 										
Have A Go Sheet	To spell words independently	<ul style="list-style-type: none"> - write the word, try again (say it slowly) write the sounds. - check the word in a dictionary or ask for help 										
Super Six Comprehension Strategies	Bookmarks to make connections when reading	<ul style="list-style-type: none"> - use to prompt when making connections with the text - ask questions when reading 										
Writing the Alphabet Chart	Alphabet letter formation guide	-place in plastic sleeve/write and wipe plastic sleeve to practice letter formation and fine motor skills										
Sentence Checkers	A list to follow when checking writing	<ul style="list-style-type: none"> - refer to chart after every writing activity to check work 										
Targeted Handwriting Book	Letter formation in NSW Foundation Font	<ul style="list-style-type: none"> - complete one letter (double page) every Friday - produce correct size, shape, spacing and slope 										
Kangaroo Writing book	To complete writing activities each week	<ul style="list-style-type: none"> - Write the heading - circle the day an activity is completed - Write neatly on lines with one finger space between words - Draw a picture in the top white box when writing is complete 										



Mathematics		
Name	Information	Possible Uses
100 Board blank	Blank chart for individual learning	<ul style="list-style-type: none">- place in plastic sleeve/write and wipe plastic sleeve to practice number sequences- practise the numbers the students working with eg (0-30) (101- 150)
100 Board Filled	To recognise numbers, counting two digit numbers, adding and subtracting.	<ul style="list-style-type: none">- place in plastic sleeve/write and wipe plastic sleeve- count forwards and backwards- practice skip counting (2's,5's 10s)- odd and even patterns
Blank Dice Template	How to make a homemade die	<ul style="list-style-type: none">- to create alternative dice combination- could add numbers, shapes or symbols
Counters	How to make counters	<ul style="list-style-type: none">- make out of cardboard or paper- may also use lego, small toys, game pieces, pasta
Activities to do with cards, dominoes and dice	Activities to practice addition and subtraction	<ul style="list-style-type: none">- look at year 1 level for activities- challenge: try different activities
Student 1-20 five and ten frames	Complete tens frames up to 20	<ul style="list-style-type: none">- using counters to represent a number.
White Board insert	Blank five frames and ten frames to develop counting and addition skills.	<ul style="list-style-type: none">- use for addition and subtraction
Number lines 0-30	Number lines with numbers filled in up to 30	<ul style="list-style-type: none">-place in plastic sleeve/write and wipe plastic sleeve- using number lines for counting forwards and backwards to 10, 20, 30.- adding and subtracting numbers.
Mental Addition and Subtraction Strategies	Informative posters for addition and subtraction strategies	<ul style="list-style-type: none">- guide and handout book for addition and subtraction strategies- easy to understand strategies to assist with mental addition and subtraction
Supporting Your Child with Numeracy At Home	A variety of games and instructional posters	<ul style="list-style-type: none">- games that require dice, cards or everyday items that can be found at home
Writing Numbers 0-20	numeral formation guide	<ul style="list-style-type: none">- place in plastic sleeve/write and wipe plastic sleeve to practice letter formation and fine motor skills
Mathematics Scrap book	To complete home activities in	<ul style="list-style-type: none">- write a heading and date at the top of the page.- present your work neatly.- reflect: write a sentence about the work you have completed. What did you discover? How do you feel about this activity?