







## Term 2 Week 1- Home Learning Program Year 6



Incorporate at least 20 minutes of independent reading into your daily routine.


Things you will need for the week: home learning workbook, headphones.

	Monday 29 April	Tuesday 28 April	Wednesday 29 April	Thursday 30 April	Friday 1 May
<b>Super Start</b>	 <b>Check in on Google Classroom</b> - make sure to read your teacher's morning post and answer the daily question. 				
<b>Wellbeing</b>	<b>SCHOOL DEVELOPMENT DAY</b>  No assigned tasks today		<b>WELLBEING</b> <input type="checkbox"/> <a href="#">Growth Mindset Video by Carol Dweck</a> . What does Growth Mindset mean? Explain what a Growth Mindset is to a family member.	<b>WELLBEING</b> <input type="checkbox"/> <a href="#">Growth Mindset Summary Video</a> . What are ways that you can make sure you have a Growth Mindset? Create a poster with strategies you can apply.	<b>WELLBEING</b> <input type="checkbox"/> Complete this week's wellbeing task in your diary.
<b>Morning</b>			<b>ENGLISH</b> <input type="checkbox"/> <b>Writing</b> Narrative - on Google Classroom <a href="#">Slides 1 to 9</a> What is a narrative? What are themes? - Record answers in your home learning workbook.	<b>ENGLISH</b> <input type="checkbox"/> <b>Viewing and Responding</b> BTN - Watch the most recent episode ( <a href="#">episode 10</a> ) and complete questions that will be posted on Google Classrooms Thursday 30 April. <b>Submit your answers to Google Classroom.</b> 	<b>ENGLISH</b> <input type="checkbox"/> <b>Spelling</b> Ask a family member to test you on your personal spelling words. Record your words in your home learning book and re-write any incorrect words. Mark your Soundwaves spelling sheet using answers posted on Google Classroom.
			<b>FRUIT BREAK</b>	<b>FRUIT BREAK</b>	<b>FRUIT BREAK</b>

			<p><b>❑ Spelling</b>          Watch the video posted on Google Classroom to complete your spelling pre-test. Select 10 words to learn for the week. <a href="#">Soundwaves Unit 9</a>.          Complete two spelling games on Soundwaves and one activity from the <a href="#">Spelling Grid</a>.          → <i>If you haven't completed the Unit 9 Soundwaves page, please complete it.</i></p>	<p><b>❑ Spelling</b>          Complete two spelling games on Soundwaves and one activity from the <a href="#">Spelling Grid</a>.          → <i>Check you have finished the Unit 9 Soundwaves page.</i></p> <p><b>❑ Writing</b>          Narrative - on Google Classroom <a href="#">Slides 10 to 17</a>          - Plan for Success in Narrative Writing - Brainstorm ideas using information from the slides to build story ideas, problems, characters and a story ending in your home learning workbook.</p>	<p><b>❑ Writing</b>          Narrative -           Create a new Narrative Story Graph plan based off the brainstorm from Tuesday's lesson. Submit your completed Narrative Story Graph to Google Classroom.</p>
--	--	--	---	---	--

**Break**

<p><b>Middle</b></p>			<p style="text-align: center;"><b>BRAIN BREAK</b></p> <p><b>MATHEMATICS</b></p> <p>❑ <a href="#">Fractions and Decimals slides 1 to 18</a> on Google Classroom - Revision on simplifying and equivalent fractions and Proper/ Improper and Mixed Fractions - Record answers in a home learning workbook.</p> <p>❑ Mathletics Task - complete tasks set by your teacher.</p> 	<p><b>MATHEMATICS</b></p> <p>❑ <a href="#">Fractions and Decimals slides 19 to 27</a> - Adding Fractions - Record answers in a home learning workbook.</p> <p style="text-align: center;"><b>BRAIN BREAK</b></p> <p>❑ <a href="#">Fractions and Decimals slides 28 to 36</a> - Subtracting Fractions - Record answers in a home learning workbook.</p>	<p><b>MATHEMATICS</b></p> <p>❑ <a href="#">Fractions and Decimals slides 37 to 48</a> - Multiplying Fractions - Record answers in a home learning workbook.</p> <p style="text-align: center;"><b>BRAIN BREAK</b></p> <p>❑ Marking - Answer slides will be put up on Friday for you to mark this week's work.</p> <p>❑ <b>OPTIONAL:</b> SeeSaw Task Fractions and </p>
----------------------	--	--	---	--	---

					Decimals.
<b>Break</b>					
<b>Afternoon</b>			<p><b>HISTORY</b></p> <ul style="list-style-type: none"> <li>❑ Step by step instructions provided on a <a href="#">PDF file</a> (also available on Google Classroom).</li> <li>❑ Watch 'Passing a Bill' - <a href="#">BTN episode</a> and <a href="#">Making a Law PEO video</a> - take notes.</li> <li>❑ Visit the <a href="#">PEO website</a> and complete the interactive pass the bill activity. Complete the inquisitive questions after viewing.</li> <li>❑ Watch the <a href="#">Three Levels of Government</a> - refresher Video. Complete the inquisitive questions after viewing.</li> </ul> <p><b>Submit this task on Google Classroom</b></p> 	<p><b>JAPANESE</b></p> <ul style="list-style-type: none"> <li>❑ Join the Japanese Google Classroom with the code: <b>finf24u</b></li> <li>❑ Check Google Classroom for your Japanese PIP project outline and rubric. Continue working with your group online to finish your presentation.</li> </ul> <p><b>PD-BOUNCE BACK</b></p> <ul style="list-style-type: none"> <li>❑ Character Traits Complete the youth <a href="#">VIA Character Trait Survey</a>. You will need parent permission to complete this survey.</li> </ul>	<p><b>CREATIVE ARTS</b></p> <ul style="list-style-type: none"> <li>❑ <b>Visual Arts</b> Watch the <a href="#">Elements of Art</a> video to review the elements of art. Follow <a href="#">slides</a> on Google Classroom to create an accordion booklet. Create a silhouette stencil to be used throughout your booklet. This week's focus is on line and colour.</li> </ul> <p><b>DRAMA</b></p> <ul style="list-style-type: none"> <li>❑ Go on to the Stage 3 Drama Classroom to find activities from Mrs Musgrove.</li> </ul> <p><b>Code = sxcaiq3</b></p>
<b>CHECK OUT TASK</b>			<b>LISTEN TO CLASS NOVEL.</b>	<b>LISTEN TO CLASS NOVEL.</b>	<b>LISTEN TO CLASS NOVEL.</b>



When you see this symbol, you must post the set task on Google Classroom.



When you see this symbol, you must post the set task on Seesaw.



When you see this symbol, you must complete the set task on Mathletics.

