



## Term 2 Week 1- Home Learning Program Year 4

Note: All lesson titles are hyperlinked to take you straight to the instruction slides.



= Google Classroom Activity



= Workbook Activity



= Mathletics Set Task







= Seesaw activity or post work to Seesaw









































= Exit Slip



= Brain Break

	Monday 27 April	Tuesday 28 April	Wednesday 29 April	Thursday 30 April	Friday 1 May
Morning Message	School Development Day  No assigned tasks today.	School Development Day  No assigned tasks today.	 <b>Check in on Google Classroom-</b> make sure to read your teacher's morning post and answer the daily question.		
Wellbeing Activity			<a href="#">Gratitude Jars</a> - Print the file from Google Classroom. Create your own gratitude container and statement for today.	<a href="#">Random Acts of Kindness</a> Click on the link to watch the clip.	<a href="#">Bucket Fillers</a> Click on the link to learn about Bucket Fillers. - Fill in the <a href="#">Form</a> and give an example of how you have filled someone's bucket this week and nominate a class member.
Morning			<b>ENGLISH</b>   <b>Spelling</b> - <a href="#">Pretest</a> . Open the Spelling Instructions file to complete your spelling	<b>ENGLISH</b>   <b>Reading</b> - <i>Making Predictions.</i> <a href="#">The Goat Who Sailed the World</a> . Open Reading	<b>ENGLISH</b>   <b>Spelling Test</b> Ask a parent to test you on your words for the week.

			<p>pre-test and activities 1 and 2.</p>   <p><b>FRUIT BREAK</b></p> <p>❑ <b>Writing</b> Narrative Writing Assignment- <a href="#">Sizzling Starts</a> - on Google Classroom open the Narrative Writing Assignment. Open the Sizzling Starts Instructions file. Work through the slides on Sizzling starts and complete your work in the linked document.</p> 	<p>Instructions in Google Classroom. Listen to the chapters of The Goat Who Sailed The World. Complete Reading activity 1.</p>  <p><b>FRUIT BREAK</b></p> <p>❑ <b>Grammar</b> <a href="#">Connectives</a>- Open the Google Classroom file Grammar Instructions. Work through the lesson on connectives and complete the activity.</p> 	 <p><b>FRUIT BREAK</b></p> <p>❑ <b>Viewing and Responding</b> <a href="#">BTN</a> - Watch the most recent episode. Write a summary in your workbook outlining the key ideas from the episode.</p> 
Break			<p>10 x tuck jumps  </p>	<p>10 x lunges  </p>	<p>10 x squats  </p>
Middle	No assigned tasks today	No assigned tasks today	<p><b>MATHEMATICS</b></p> <p>❑ <a href="#">Whole Number Lesson 1</a>- Rounding Numbers. Open L1 Whole Number on Google Classroom - Work through the slides, record answers in a home learning workbook.</p>   <p>Then complete the mathematics set task.</p>	<p><b>MATHEMATICS</b></p> <p>❑ <a href="#">Whole Number Lesson 2</a>- Rounding Numbers. Open L2 on Google Classroom - Work through the slides, record answers in a home learning workbook.</p>   <p>Complete Seesaw activity Rounding Numbers. For a PDF rounding</p>	<p><b>MATHEMATICS</b></p> <p>❑ <a href="#">Whole Number Lesson 3</a>- Rounding Numbers. Open L3 on Google Classroom - Work through the slides, record answers in a home learning workbook and post to Seesaw.</p>   <p>Then complete the mathematics set task.</p>

			  	game (optional) click on the game symbol below.    	  
<b>Break</b>					
<b>Afternoon</b>	<b>No assigned tasks today</b>	<b>No assigned tasks today</b>	<b>SCIENCE</b> <input type="checkbox"/> Light Fantastic lesson- Open Stage 2 Science Google Classroom to access. 	<b>JAPANESE</b> <input type="checkbox"/> Join the Japanese Google Classroom with the code: <b>dk57g6d</b> 	<b>CREATIVE ARTS</b> <input type="checkbox"/> <b>Visual Arts</b> <a href="#">Sand Mandala</a> Click on the link to watch. <a href="#">Natural Mandala Art-</a> Open the Google Classroom file Art Instructions and read through the slides. Create your own Natural Mandala. Photograph and upload to seesaw. 
			<b>HISTORY</b> <input type="checkbox"/> <a href="#">HMS Endeavour-</a> Open the History Instructions file in Google Classroom. You will then follow the link to go on an interactive tour of the endeavour. 	<b>PD-BOUNCE BACK</b> <input type="checkbox"/> Open Seesaw and complete <a href="#">My Strengths</a> . 	<b>DRAMA</b> <input type="checkbox"/> Open Seesaw and complete Week 1- Emotional Sculptures. 
<b>Check Out Task</b>			 <p>Click on the image to complete your Exit Slip for today.</p>	 <p>Click on the image to complete your Exit Slip for today.</p>	 <p>Click on the image to complete your Exit Slip for today.</p>

**Incorporate at least 20 minutes of independent reading into your daily routine.**