















Term 2 Week 3 - Home Learning Program Year 6

Incorporate at least 20 minutes of independent reading into your daily routine.

Things you will need for the week: home learning workbook, headphones and deck of cards.

	Monday 11 May	Tuesday 12 May	Wednesday 13 May	Thursday 14 May	Friday 15 May
Super Start	 Check in on Google Classroom- make sure to read your teacher's morning post				
Wellbeing	WELLBEING <input type="checkbox"/> Complete this week's mindfulness task in your diary. <input type="checkbox"/> Create a to do list in your diary.	WELLBEING Join in a fun dance to start your day! Watch Roar! Add a slip daily to your gratitude jar. 'I am grateful for...'	WELLBEING Choose a task from the wellbeing challenge grid posted on Google Classroom to complete.	WELLBEING Watch Post it note challenge. Write a kind few words on a Post It note to acknowledge someone special in your family.	WELLBEING Choose a task from the wellbeing challenge grid posted on Google Classroom to complete. Tell someone a joke to make them laugh!
Morning	ENGLISH <input type="checkbox"/> Spelling Watch the video posted on Google Classroom to complete your spelling pre-test. You will need 15 words for the week. Fruit Break <input type="checkbox"/> Reading Read a novel of your choice for 20 mins. Complete the Literary Luminary reading role card based around what you have read. Complete your role card in your home learning book or a Google Doc/slide. 	ENGLISH <input type="checkbox"/> Writing (Slides) Task 1: Review the Tom Daley biography and reflect on what makes this a strong biography. Task 2: Pick either the Roald Dahl or Usain Bolt text and use the 'Features of a Biography' mat to help you identify the elements of a biography. Fruit Break <input type="checkbox"/> Spelling Soundwaves Unit 11 spelling worksheet. Found on Google Classroom.	ENGLISH <input type="checkbox"/> Comprehension Login to Reading Eggspress to complete the ' Teacher's Pet ' set task. Fruit Break <input type="checkbox"/> Writing (Slides) Task: Linked with our history unit of work, research a Key Australian Figure in the 20th Century. This can be someone who played a key role in promoting the rights and citizenship of all Australians.	ENGLISH <input type="checkbox"/> Viewing and Responding  BTN - Watch the most recent episode (episode 12) and complete questions on the Google Form that will be posted on Google Classroom Thursday 14 May. Fruit Break <input type="checkbox"/> Spelling Complete one spelling game on Soundwaves and one activity from the Spelling Grid using your list words from Monday's pre-test.	ENGLISH <input type="checkbox"/> Writing (Slides) Read the slide on ' Clarifying Information ' and complete two activities on slide 22. Fruit Break <input type="checkbox"/> Spelling Ask a family member to test you on your personal spelling words. Record your words in your home learning book and re-write any incorrect words. Mark your Soundwaves spelling sheet using answers posted on Google Classroom.

Break					
<p>Middle</p>	<p>MATHEMATICS (Slides)</p> <p>1. Mathletics 'Estimation' task. </p> <p>2. Add and Subtract. Complete 'applying strategies addition' - worksheet.</p> <p>3. Begin creating your own personal Maths Dictionary - refer to the Addition and Subtraction Slides - slide 4.</p>	<p>MATHEMATICS (Slides)</p> <p>1. View revision Math Antics videos slides 6 & 7. </p> <p>2. Mathletics 'Adding Colossal Columns and Subtracting Colossal Columns'.</p> <p>3. Use the 'Addition and Subtraction' slides to answer the addition and subtraction word problems in your home learning workbook. </p> <p>4. Finish off defining this week's set words in your personal Maths Dictionary.</p>	<p>MATHEMATICS</p> <p><input type="checkbox"/> Competition Revision</p> <p>1. Spend some time to view Week 2 Maths Games / Olympiad Competition results and solutions.</p> <p>2. Complete three example questions in your home learning workbook. Questions will be available on Google Classroom.</p>	<p>MATHEMATICS(Slides)</p> <p><input type="checkbox"/> Addition and Subtraction</p> <p>1. Play 'Fun Game' - you will require a deck of cards. Instructions on the Addition and Subtraction Slides - slide 15.</p> <p>2. Select 4 of the challenge cards to complete in your home learning workbook. Task cards can be found on the Addition and Subtraction Slides.</p> <p>3. Check your personal maths dictionary is finished.</p>	<p>MATHEMATICS</p> <p><input type="checkbox"/> Mark this week's maths. Answers posted on Google Classroom.</p> <p><input type="checkbox"/> Post a picture of your personal maths dictionary you created to Google Classroom.</p> <p><input type="checkbox"/> Check you are up-to-date with your Mathletics tasks.  </p>
Break					
<p>Afternoon</p>	<p>HISTORY</p> <p><input type="checkbox"/> Start of new history unit 'Rights and Citizenship'.</p> <p><input type="checkbox"/> Create a brainstorm (everything you already know about this topic) 'How did Australia change throughout the 20th Century?'.</p> <p><input type="checkbox"/> Write down any questions you might have about this topic?</p> <p><input type="checkbox"/> Find and write definitions for democracy, citizenship, rights, civil, process, referendum.</p> <p>Complete <u>all tasks in your home learning workbook.</u></p>	<p>SCIENCE</p> <p><input type="checkbox"/> Open this week's classwork in your Science Google Classroom to begin our new topic - 'Desert Survivors'.</p> <p><input type="checkbox"/> Tasks to submit this week - 'What are the features of a desert environment?' </p> <p><input type="checkbox"/> IMPORTANT: Do not turn in any of the other tasks for this week. They are ongoing and will be turned in later in the unit!</p>	<p>CREATIVE ARTS</p> <p><input type="checkbox"/> Visual Art</p> <p><input type="checkbox"/> Follow slides on Google Classroom to  build on your Elements of Art booklet from previous two art lessons. Focus is on space and form this week.</p> <p><input type="checkbox"/> Upload a photo of your finished booklet to SeeSaw and record a reflection on your final product. How did you find the process? What is something you learnt? What is something you would</p>	<p>JAPANESE</p> <p><input type="checkbox"/> The Language of Emoji - watch the youtube clip for a brief history of the Emoji.</p> <p><input type="checkbox"/> Watch Sensei's Youtube tutorial on how to prepare for a Temakizushi dinner party.</p> <p><input type="checkbox"/> Practise the 'ue o muite' song or your hiragana rap. Film and upload yourself in action. </p> <p><input type="checkbox"/> Activities are in</p>	<p>CREATIVE ARTS</p> <p><input type="checkbox"/> Drama</p> <p><input type="checkbox"/> Lesson 3 - 10 Second Object</p> <p>Please check this week's drama Google Classroom to access Lesson 3. </p>

	Take pictures of your work and submit to Google Classroom. 		do differently next time?		
			PBL- Responsibility  <input type="checkbox"/> Online learning. Open the PBL Responsibility powerpoint. <input type="checkbox"/> Work through the slides and complete the discussion task.	PDH / BOUNCE BACK <input type="checkbox"/> Complete the Boosting positive feelings activities. <input type="checkbox"/> Watch BTN Happiness Survey and create a collage. <input type="checkbox"/> Submit collage to Google Classroom.	PE <input type="checkbox"/> SPORT Warm up: Watch Get Active Episode 1 and follow along with the activities. Throwing for Distance: Complete throwing activity and see who in your family has the longest throw. Make a demo video for other students of the correct throwing technique. Post video to your class SeeSaw. 
Check Out Task	LISTEN TO CLASS NOVEL	PERSONAL READING	LISTEN TO CLASS NOVEL	PERSONAL READING	LISTEN TO CLASS NOVEL

PBL FOCUS WEEK 3:
Responsibility
 - Online Learning



When you see this symbol, you must post the set task on Google Classroom.



When you see this symbol, you must post the set task on Seesaw.



When you see this symbol, you must complete the set task on Mathletics.