











Term 2 Week 3 - Home Learning Program Year 5






Incorporate at least 20 minutes of independent reading into your daily routine.

	Monday 11 May	Tuesday 12 May	Wednesday 13 May	Thursday 14 May	Friday 15 May
Morning Message	 <p style="text-align: center;">Check in on Google Classroom - make sure you read your teacher's morning post and answer the daily question.</p>				
Wellbeing Activity	<p>WELLBEING</p> <ul style="list-style-type: none"> <input type="checkbox"/> Make a list of due dates for this week's activities. <input type="checkbox"/> Choose an activity from your wellbeing grid. 	<p>WELLBEING</p> <ul style="list-style-type: none"> <input type="checkbox"/> Join in a fun dance to start your day! Watch Roar! Add a slip daily to your gratitude jar. 'I am grateful for...' 	<p>WELLBEING</p> <ul style="list-style-type: none"> <input type="checkbox"/> Reflect on the qualities and strengths you look for in others when making friends. Do you have these qualities or strengths? Wellbeing Diary (page 54) 	<p>WELLBEING</p> <ul style="list-style-type: none"> <input type="checkbox"/> Watch Post it note challenge. <input type="checkbox"/> Write a kind few words on a Post It note to acknowledge someone special in your family. 	<p>WELLBEING</p> <ul style="list-style-type: none"> <input type="checkbox"/> Weekly Check-In Slide. <input type="checkbox"/> Tell someone a joke to make them laugh today!
<p>Morning</p> <p>Fruit Break</p>	<p>ENGLISH</p> <ul style="list-style-type: none"> <input type="checkbox"/> Reading - novel study (complete the Google Doc posted on your Google Classroom).  <ul style="list-style-type: none"> <input type="checkbox"/> Vocabulary - Complete the vocabulary activity posted on Google Classroom (answers 	<p>ENGLISH</p> <ul style="list-style-type: none"> <input type="checkbox"/> Reading - comprehension Read the slideshow (or listen to the voice notes) and complete the activity posted on your Google Classroom.  <ul style="list-style-type: none"> <input type="checkbox"/> Spelling - Unit 11 Sound Waves - Student activity page 1. 	<p>ENGLISH</p> <ul style="list-style-type: none"> <input type="checkbox"/> Writing - Read the slideshow (or listen to the voice notes) and complete the activity on a Doc.  <ul style="list-style-type: none"> <input type="checkbox"/> Spelling - Unit 11 Sound Waves - Student activity page 2. (answers will be posted on Wednesday afternoon). 	<p>ENGLISH</p> <ul style="list-style-type: none"> <input type="checkbox"/> Visual Literacy <input type="checkbox"/> View and read the Visual Literacy slideshow on Google Classroom, paying attention to how the elements of symbols and metonyms (a <i>metonym</i> is a literary device where one term or image stands in for something else e.g. "the Crown" is a metonymy for a monarchy, because a king wears a crown, but "the 	<p>ENGLISH</p> <ul style="list-style-type: none"> <input type="checkbox"/> Spelling - Weekly assessment activity - Test (ask a parent or sibling to test you on the words that you were learning this week). <p>WELLBEING</p> <ul style="list-style-type: none"> <input type="checkbox"/> Catch-up time - Catch up on your work or do an 'additional' activity of your choice.

	<p>will be posted this afternoon). Students to self-mark.</p> <p><input type="checkbox"/> Spelling - Pre-test (Watch the video that your teacher has posted and complete the spelling pre-test).</p>	<p>(answers will be posted on Wednesday afternoon).</p> <p>https://online.fireflyeducation.com.au/program/soundwaves5/units</p>	<p>https://online.fireflyeducation.com.au/program/soundwaves5/units</p>	<p><i>Crown" also refers to the whole system of government),</i> dominance or salience and body language/ facial expression, are used to read still and moving images.</p> <p><input type="checkbox"/> Select ONE of these elements and find a still image (illustration, photo etc) that uses the element effectively (you may also choose to create your own image) Upload the image with a brief description about how the chosen element helps you read/interpret the image.</p> <p><input type="checkbox"/> Responding - BTN</p> <p><input type="checkbox"/> Watch this week's episode 12 of BTN and complete the activities posted on Google Classroom.</p> 	
--	---	--	--	--	--

Active Break - Recess: have a healthy snack then select an activity/activities from the Action Grid to complete

<p>Middle</p>	<p>MATHEMATICS</p> <ul style="list-style-type: none"> ❑ Watch the math antics video and round the numbers in the Google docs worksheet to the assigned values. https://www.youtube.com/watch?v=fd-E18EqSVk <p>Brain Break</p> <p>MATHEMATICS</p> <ul style="list-style-type: none"> ❑ Choose three of your own numbers and round them to the nearest ten, hundred, and thousand! 	<p>MATHEMATICS</p> <ul style="list-style-type: none"> ❑ Watch the budgeting video. https://www.youtube.com/watch?v=UnZ_u9rsOVA How would you organise your family budget differently? Share with a family member. ❑ Watch 'The importance of budgeting' video https://www.youtube.com/watch?v=dH-8yrzd8yc <p>Brain Break</p> <ul style="list-style-type: none"> ❑ Complete the two online budget planning activities. ❑ https://moneysmart.gov.au/teaching-resources/our-big-weekend-adventure ❑ https://moneysmart.gov.au/teaching-resources/fun-day-out 	<p>MATHEMATICS</p> <ul style="list-style-type: none"> ❑ View the 'making a budget' information page and complete the budget worksheet attached to your Google Classroom  <p>Brain Break</p> <p>MATHEMATICS</p> <ul style="list-style-type: none"> ❑ Continue the budget worksheet. 	<p>MATHEMATICS</p> <ul style="list-style-type: none"> ❑ Create a financial plan for a class picnic. Use the document attached in your Google Classroom to guide your plan. This is to be uploaded on Friday. <p>Brain Break</p> <p>MATHEMATICS</p> <ul style="list-style-type: none"> ❑ Continue your financial plan for a class picnic. 	<p>MATHEMATICS</p> <ul style="list-style-type: none"> ❑ Continue and submit your financial plan for a class picnic. <p>Brain Break </p> <p>JAPANESE</p> <ul style="list-style-type: none"> ❑ Go on to the Year 5 Japanese Google Classroom to find activities from Sensei. Code = dh5tl7o 
<p>Active Break - Lunch: have your lunch then select an activity/activities from the Action Grid to complete</p>					

<p>Afternoon</p>	<p>CREATIVE ARTS Visual Arts Task</p> <ul style="list-style-type: none"> ❑ Open Visual Art Google Slide Task on Google Classroom. ❑ This week's focus is to build upon our sketch foundation and potentially 'finish' our artworks... 	<p>SCIENCE</p> <ul style="list-style-type: none"> ❑ Open this week's classwork in your Science Google Classroom to begin our new topic - 'Desert Survivors'. ❑ Tasks to submit this week - 'What are the features of a desert environment?' Jamboard. 	<p>HISTORY</p> <ul style="list-style-type: none"> ❑ Colonial Life - Online activity. Access the History Mysteries website by typing it into a new tab, sign in first, THEN click on the link to go straight to the activity: https://www.australianhistorymysteries.info/resource-zone/primary-colonial/index.php ❑ Select Activity 1 and watch the video 'A Snapshot of Colonial Life'. Answer the questions that are posted in a doc on Google Classroom. 	<p>HISTORY</p> <ul style="list-style-type: none"> ❑ Colonial Life - Online activity. Access the History Mysteries website by typing it into a new tab, sign in first, THEN click on the link to go straight to the activity: https://www.australianhistorymysteries.info/resource-zone/primary-colonial/index.php ❑ Select Activity 2 and complete task 1 as per your teacher's instructions on Google Classroom. ❑ Select Activity 3 and do the 'Heritage Trail' activity and the 'Investigating a Map' activity - online on the History Mysteries website. 	<p>PDHPE/ BOUNCE BACK</p> <ul style="list-style-type: none"> ❑ Complete the Boosting positive feelings activities. ❑ Watch BTN Happiness Survey and create a collage. ❑ Submit collage to Google Classroom. 
	<p>PBL</p> <ul style="list-style-type: none"> ❑ Responsibility ❑ Open the PBL Responsibility PowerPoint. Work through the slides and complete the discussion activity. 		<ul style="list-style-type: none"> ❑ Select Activity 2 - Look at the images of people and places in the C19th Australian community and answer the questions that are posted on Google Classroom (do this in your workbook). ❑ Do NOT do task 1 or task 2. 		<ul style="list-style-type: none"> ❑ Drama Drama Classroom Code = sxcai3 
<p>Check Out Task</p>	<p>Listen to the class novel read by your teacher.</p>	<p>Listen to the class novel read by your teacher.</p>	<p>Listen to the class novel read by your teacher.</p>	<p>Listen to the class novel read by your teacher.</p>	<p>Listen to the class novel read by your teacher.</p>

This icon means that the activity must be uploaded into Google Classroom through the assignment

PBL FOCUS WEEK 3:

Responsibility

- Online Learning