















Term 2 Week 3 - Home Learning Program Year 5 OC

Incorporate at least 20 minutes of independent reading into your daily routine.

	Monday 11 May	Tuesday 12 May	Wednesday 13 May	Thursday 14 May	Friday 15 May
Morning Message	 <p>Check in on Google Classroom - make sure you read your teacher's morning post and answer the daily question.</p>				
Wellbeing Activity	<p>WELLBEING</p> <ul style="list-style-type: none"> <input type="checkbox"/> Make a list of due dates for this week's activities <input type="checkbox"/> Choose an activity from your wellbeing grid. 	<p>WELLBEING</p> <ul style="list-style-type: none"> <input type="checkbox"/> Join in a fun dance to start your day! Watch Roar! Add a slip daily to your gratitude jar. 'I am grateful for...' 	<p>WELLBEING</p> <ul style="list-style-type: none"> <input type="checkbox"/> Reflect on the qualities and strengths you look for in others when making friends, Do you have these qualities or strengths? Wellbeing Diary (page 54). 	<p>WELLBEING</p> <ul style="list-style-type: none"> <input type="checkbox"/> Watch Post it note challenge. <input type="checkbox"/> Write a kind few words on a Post It note to acknowledge someone special in your family. 	<p>WELLBEING</p> <ul style="list-style-type: none"> <input type="checkbox"/> Weekly Check-In Slide. <input type="checkbox"/> Tell someone a joke to make them laugh today!
<p>Morning</p> <p>Fruit Break</p>	<p>ENGLISH</p> <ul style="list-style-type: none"> <input type="checkbox"/> Reading - novel study: 'The Peasant Prince' - exploring plot, character, setting and theme. <input type="checkbox"/> Complete the activities posted on Classroom. 	<p>ENGLISH</p> <ul style="list-style-type: none"> <input type="checkbox"/> Reading - comprehension <input type="checkbox"/> Log onto Reading Eggspress and complete the set assignment. 	<p>ENGLISH</p> <ul style="list-style-type: none"> <input type="checkbox"/> Writing - View the 'Narrative' slideshow and complete the posted activities. 	<p>ENGLISH</p> <ul style="list-style-type: none"> <input type="checkbox"/> Visual Literacy <input type="checkbox"/> View and read the Visual Literacy slideshow on Classroom, paying attention to how the elements of symbols and metonyms <p><i>(a metonym is a literary device where one term or image stands in for something else e.g. "the Crown" is a metonymy for a monarchy, because a king wears a crown, but "the</i></p>	<p>ENGLISH</p> <ul style="list-style-type: none"> <input type="checkbox"/> Spelling - Weekly assessment activity. <p>WELLBEING</p> <ul style="list-style-type: none"> <input type="checkbox"/> Catch-up time - catch up on your work or do an 'additional' activity of your choice.

	<p><input type="checkbox"/> Vocabulary - Complete the vocabulary activity posted on Google Classroom (answers will be posted this afternoon -self-mark).</p>	<p><input type="checkbox"/> Spelling - Soundwaves Unit 11</p> <p><input type="checkbox"/> Complete the activities posted on Classroom - based on the extension list.</p> <p>https://online.fireflyeducation.com.au/program/soundwaves5/units</p>	<p><input type="checkbox"/> Spelling - Soundwaves Unit 11</p> <p><input type="checkbox"/> Student activity page 2 (answers will be posted this afternoon).</p> <p>https://online.fireflyeducation.com.au/program/soundwaves5/units</p>	<p><i>Crown" also refers to the whole system of government),</i> dominance or salience and body language/ facial expression, are used to read still and moving images.</p> <p><input type="checkbox"/> Select ONE of these elements and find a still image (illustration, photo etc) that uses the element effectively (you may also choose to create your own image). Upload the image with a brief description about how the chosen element helps you read/interpret the image.</p> 	
<p>Active Break - Recess: have a healthy snack then select an activity/activities from the Action Grid to complete</p>					

<p>Middle</p>	<p>MATHEMATICS</p> <ul style="list-style-type: none"> <input type="checkbox"/> Financial Literacy <input type="checkbox"/> Watch the videos about budgeting - this will give you some background knowledge for the week's activities. <p>https://www.youtube.com/watch?v=UnZ_u9rsOVA</p> <p>https://www.youtube.com/watch?v=dH-8yrzd8yc</p> <ul style="list-style-type: none"> <input type="checkbox"/> Complete the worksheets by opening link or the doc on Google Classroom. <p>https://www.stgeorge.com.au/content/dam/stg/downloads/kids_budget_planner(1).pdf</p> <p>Brain Break</p> <p>MATHEMATICS (continued)</p> <ul style="list-style-type: none"> <input type="checkbox"/> Click on the link to go to the Money Smart website. Complete the 'DIGIACTIVITY' online: <p>https://moneysmart.gov.au/teaching-resources/our-big-weekend-adventure</p>	<p>MATHEMATICS</p> <ul style="list-style-type: none"> <input type="checkbox"/> Financial Literacy <input type="checkbox"/> Click on the link to go to the Money Smart website. Complete the 'DIGIACTIVITY' online: <p>https://moneysmart.gov.au/teaching-resources/funday-out</p> <ul style="list-style-type: none"> <input type="checkbox"/> Review both assignments posted on Google Classroom: Class Picnic and 'Big Day Out'. Choose ONE of these projects to work across today, tomorrow and Thursday. Please read carefully ALL activities that need to be completed and consider the BEST way to present your work - personal best from everyone! <p>Brain Break</p>	<p>MATHEMATICS</p> <ul style="list-style-type: none"> <input type="checkbox"/> Financial Literacy <input type="checkbox"/> Continue working on your FL project. <p>Brain Break</p>	<p>MATHEMATICS</p> <ul style="list-style-type: none"> <input type="checkbox"/> Financial Literacy <input type="checkbox"/> Continue working on your FL project. Please submit when you have finished.  <p>Brain Break</p>	<p>MATHEMATICS</p> <ul style="list-style-type: none"> <input type="checkbox"/> Financial Literacy <input type="checkbox"/> Complete the 'Meaning of Wealth' activity posted on Google Classroom.  <ul style="list-style-type: none"> <input type="checkbox"/> Complete your FL project and submit, if you haven't already done so. <p>Brain Break</p> <p>JAPANESE</p> <ul style="list-style-type: none"> <input type="checkbox"/> Go on to the Year 5 Japanese GoogleClassroom to find activities from Sensei. <p>Code = dh5tl7o</p> 
<p>Active Break - Lunch: have your lunch then select an activity/activities from the Action Grid to complete</p>					

Afternoon	<p>CREATIVE ARTS</p> <ul style="list-style-type: none"> ❑ Visual Arts Task ❑ Open Visual Art Google Slide Task. Go to Part Three. ❑ Part three: This week's focus is to build upon our sketch foundation and potentially 'finish' our artworks... 	<p>SCIENCE</p> <ul style="list-style-type: none"> ❑ Open this week's classwork in your Science Google Classroom to begin our new topic - 'Desert Survivors'. ❑ Tasks to submit this week - 'What are the features of a desert environment?' Jamboard. 	<p>HISTORY</p> <ul style="list-style-type: none"> ❑ Colonial Life - online activity. Access the History Mysteries website by typing it into a new tab, sign in first, THEN click on the link to go straight to the activity: : https://www.australianhistorymysteries.info/resource-zone/primary-colonial/index.php ❑ Select Activity 1 and watch the video 'A Snapshot of Colonial Life'. Answer the questions that are posted in a doc on Classroom. 	<p>HISTORY</p> <ul style="list-style-type: none"> ❑ Colonial Life - online activity. Access the History Mysteries website by typing it into a new tab, sign in first, THEN click on the link to go straight to the activity: https://www.australianhistorymysteries.info/resource-zone/primary-colonial/index.php ❑ Select Activity 2 and complete task 1 as per your teacher's instructions on Classroom. ❑ Select Activity 3 and do the 'Heritage Trail' activity and the 'Investigating a Map' activity - online on the History Mysteries website. 	<p>PDHPE/ BOUNCE BACK</p> <ul style="list-style-type: none"> ❑ Complete the Boosting positive feelings activities. ❑ Watch BTN Happiness Survey and create a collage. ❑ Submit collage to Google Classroom. 
	<p>PBL - Responsibility</p> <ul style="list-style-type: none"> ❑ Open the PBL Responsibility PowerPoint. Work through the slides and complete the discussion activity. 	<p>Drama Drama Classroom Code = sxcaiq3</p> 			
Check Out Task	Listen to the class novel read by your teacher.	Listen to the class novel read by your teacher.	Listen to the class novel read by your teacher.	Listen to the class novel read by your teacher.	Listen to the class novel read by your teacher.

This icon means that the activity must be uploaded into Google Classroom through the assignment

PBL FOCUS WEEK 3:

Responsibility

- Online Learning