




Term 2 Week 4 - Home Learning Program Year 5 OC

Incorporate at least 20 minutes of independent reading into your daily routine.

	Monday 18 May	Tuesday 19 May	Wednesday 20 May	Thursday 21 May	Friday 22 May
Morning Message	 <p>Check in on Google Classroom - make sure you read your teacher's morning post and answer the daily question.</p>				
Wellbeing Activity	<p>WELLBEING</p> <ul style="list-style-type: none"> <input type="checkbox"/> Make a list of due dates for this week's activities. <input type="checkbox"/> Choose an activity from your wellbeing grid or watch & join in You Can't Touch This! Dance to start your week! 	<p>WELLBEING</p> <ul style="list-style-type: none"> <input type="checkbox"/> Add a slip daily to your gratitude jar. 'I am grateful for...' <input type="checkbox"/> Watch and join in Take 5 breathing exercise. 	<p>WELLBEING</p> <ul style="list-style-type: none"> <input type="checkbox"/> Wellbeing Diary -p 56 Optimism- When are times you have felt really positive and fully involved in class? Visualise how you felt. 	<p>WELLBEING</p> <ul style="list-style-type: none"> <input type="checkbox"/> Watch and join in Morning Yoga. 	<p>WELLBEING</p> <ul style="list-style-type: none"> <input type="checkbox"/> Weekly Check-In Slide. <input type="checkbox"/> Listen and join in with Mindful breathing.

	<p>Complete the vocabulary activity posted on Google Classroom (answers will be posted this afternoon). Students to self-mark.</p>			<p>☐ Watch this week's episode 13 of BTN and complete the activities posted on Google Classroom.</p>	
--	--	--	--	--	--








Active Break - Recess: have a healthy snack then select an activity/activities from the Action Grid to complete

<p>Middle</p>	<p>MATHEMATICS</p> <p>☐ Polygons - watch the Math Antics video on polygons then complete the attached worksheets.</p> <p>https://mathantics.com/lesson/polygons</p>	<p>MATHEMATICS</p> <p>☐ Quadrilaterals - watch the Math Antics video on quadrilaterals then complete the attached worksheets.</p> <p>https://mathantics.com/lesson/quadrilaterals</p>	<p>MATHEMATICS</p> <p>☐ Triangles - watch the Math Antics video on triangles then complete the attached worksheets.</p> <p>https://mathantics.com/lesson/triangles</p>	<p>MATHEMATICS</p> <p>☐ Complete assessment task based on polygons, quadrilaterals and triangles.</p>	<p>MATHEMATICS</p> <p>☐ Complete the challenge activity based on this week's work on 2D shapes.</p> <p>☐ Brain Break</p> <hr/> <p>JAPANESE</p> <p>☐ Go on to the Year 5 Japanese Google Classroom to find activities from Sensei. Code = dh5tl7o</p>
----------------------	--	---	---	--	--



Active Break - Lunch: have your lunch then select an activity/activities from the Action Grid to complete

<p>Afternoon</p>	<p>CREATIVE ARTS Visual Arts Task</p> <ul style="list-style-type: none"> ❑ This week's focus is line. ❑ You will re-create a landscape painting using different types of lines. ❑ See Google Classroom for your assignment. 	<p>SCIENCE</p> <p>Continue with last week's activities. Here's a checklist to keep you on track:</p> <ul style="list-style-type: none"> • watch videos. • answer 'Humans in Harsh Environments' questions in the document provided. • read Australia's Red Heart'. • Complete Jamboard brainstorm. • Make a contribution to your class's glossary and TWLH chart. <p>BONUS TASK to be assigned on Tuesday morning and only completed if everything else is done!</p> 	<p>HISTORY</p> <ul style="list-style-type: none"> ❑ Colonial Life - Online activity. Access the History Mysteries website by typing it into a new tab, sign in first, THEN click on the link to go straight to the activity: https://www.australianhistorymysteries.info/resource-zone/primary-colonial/index.php ❑ Select Activity 2 - Task 1. You will be working as part of a group and your group will answer some questions about a particular topic. You will need to click on your topic, view the images and complete a mini slideshow that shows your responses (be guided by the questions). 	<p>HISTORY</p> <ul style="list-style-type: none"> ❑ Colonial Life - Online activity. Access the History Mysteries website by typing it into a new tab, sign in first, THEN click on the link to go straight to the activity: https://www.australianhistorymysteries.info/resource-zone/primary-colonial/index.php ❑ Select Activity 4 - What Influences Settlement? Find out how the decision of where to settle in a new land might affect the chances of success! Do the online activity then use the answers for questions 1 to 11 to write a paragraph in your workbook to summarise what would influence settlement in a new land. ❑ Complete Q12 by printing off the grid or online - if online take a photo and post. 	<p>PDHPE/ BOUNCE BACK</p> <ul style="list-style-type: none"> ❑ Follow Bounce Back slides ❑ Watch BTN and complete the activities. ❑ Submit response to Google Classroom. 
	<p>PBL</p> <ul style="list-style-type: none"> ❑ Personal Best ❑ Watch the 'Personal Best - Online Learning' video. Reflect on your own learning by completing the 2 Stars and a Wish task. <p>https://docs.google.com/presentation/d/1fIPzZV55poVO_DrBWzeZGQUd5RC_v13iV/edit#slide=id.p1</p>				<ul style="list-style-type: none"> ❑ Drama <p>Drama Classroom - Geri's Game- Characterisation Code = sxcai3</p> 
<p>Check Out Task</p>	<p>Listen to the class novel read by your teacher.</p>	<p>Listen to the class novel read by your teacher.</p>	<p>Listen to the class novel read by your teacher.</p>	<p>Listen to the class novel read by your teacher.</p>	<p>Listen to the class novel read by your teacher.</p>

This icon means that the activity must be uploaded into Google Classroom through the assignment



PBL FOCUS WEEK 4:

Personal Best

- Online Learning