



Term 2 Week 4- Home Learning Program Year 2



= Set Task using SeeSaw App








= Set Task using PM Reader App










= Set Task using Pobble 365 website

















= Reading Eggspress

	Monday 18 May	Tuesday 19 May	Wednesday 20 May	Thursday 21 May	Friday 22 May
Check in Task	Message from teacher.	Message from teacher.	Message from teacher.	Message from teacher.	Message from teacher.
Wellbeing activity	Wellbeing Diary (p30) Mindful colouring-in. <i>Healthy Friendships</i> Share good things that made you feel happy with a friend or family member.	Watch and join in Take 5 breathing exercise . Hold up one hand in a starfish position (fingers spread wide) while you gently trace up and down each finger with the other hand, focusing on breathing.	Watch and join in Take 5 breathing with a cheeky monkey!	Watch and join in Morning Yoga - Safari Adventure	Go outside into the fresh air, listen to the sounds of nature and think of 1 thing you are grateful for, add a slip to your gratitude jar.
Morning	ENGLISH <input type="checkbox"/> Spelling - "h & j" sounds Soundwaves - Unit 12 Soundwaves - Unit 12/2 Use student code to login (king861). Look at the sound box and extension sound box. Use the template on Seesaw or paper copy to brainstorm any words that include this phoneme.	ENGLISH <input type="checkbox"/> Spelling - "h & j" sounds Complete the segmenting activity online or print out the proforma from the Soundwaves website.	ENGLISH <input type="checkbox"/> Spelling - "h & j" sounds Complete pages 28 and 29 in your Sound Waves Term 2 Workbook.	ENGLISH <input type="checkbox"/> Spelling - "h & j" sounds Complete a Sound Waves activity online or print an activity from the Home Resource Pack.	ENGLISH <input type="checkbox"/> Spelling - "h & j" sounds In your exercise book, write down three sentences using as many words containing the "h" sound and the "j" sound as possible. Post a picture of your sentences to Seesaw.
Fruit Break	<input type="checkbox"/> Writing - Sentences Today we are looking at types of sentences. 	<input type="checkbox"/> Writing - Sentences Unit 2 - Commands. Please read or listen to the instructions on Seesaw and complete Exercise B on the template provided. 	<input type="checkbox"/> Writing- Sentences Unit 2 - Commands. Please read or listen to the instructions on Seesaw and complete Exercise C by placing the words in the correct order on the template provided. 	<input type="checkbox"/> Writing - Sentences Unit 2 - Commands. Please read or listen to the instructions on Seesaw and complete Exercise D by underlining the commands in the story. 	<input type="checkbox"/> Writing- Sentences Can you draw 5 images in your exercise book that are commands? 

	<p>Unit 2 - Commands. Please read or listen to the instructions on Seesaw and complete Exercise A on the template provided.</p>  <p>Handwriting Complete page 10 in your handwriting book. Watch the video on Seesaw while you write to benefit from a guided lesson. Remember to use the correct pencil grip and sit with the correct posture! Post a photo of your work to Seesaw.</p>  <p>Reading Read a book from home for at least 15 minutes!</p>	<p>Handwriting Complete page 11 in your handwriting book. Watch the video on Seesaw while you write to benefit from a guided lesson. Remember to use the correct pencil grip and sit with the correct posture! Post a photo of your work to Seesaw.</p>  <p>Reading Read a book from home for at least 15 minutes!</p>	<p>Reading Read a book from home for at least 15 minutes!</p> <p>Writing Watch Sylvster and the Magic Pebble - Sylvester and the Magic Pebble</p> <p>Write 3 - 5 sentences in your homework book answering the question: <i>“When might using magic to solve a problem not be a good thing?”</i></p> <p>Post to Seesaw. </p> <p>Optional Extension Activity: Choose 5 unfamiliar words from the story, use a dictionary to find the definition and then use it in a sentence of your own.</p>	<p>Reading Read a book from home for at least 15 minutes!</p> <p>Grammar Common and Proper Nouns Task 1. Listen to the explanation about nouns on Seesaw. Task 2. Complete the worksheets Common and Proper Nouns on the template in Seesaw.</p> 	<p> eg. Don't litter</p> <p>Upload your page of images on Seesaw.</p>  <p>Reading Read a book from home for at least 15 minutes.</p>
--	---	---	---	---	--

Break

<p>Middle</p>	<p>MATHEMATICS Multiplication: empty number line.</p> <p>Complete the Recycling Bottles activity on Seesaw. For this task, you will need to gather a collection of plastic bottles or containers.</p> <p>Play the Game Double Barrel. Refer to Seesaw to watch the demonstration video.</p>	<p>MATHEMATICS Multiplication: arrays</p> <p>Go to Seesaw to watch the video to learn about arrays.</p> <p>Complete the Adding Equal Rows activity on Seesaw.</p> 	<p>MATHEMATICS Multiplication: arrays</p> <p>Create your own array city. See Seesaw for more details.</p> 	<p>MATHEMATICS Multiplication</p> <p>Play Counting Game 85. Refer to Seesaw for a demonstration video and the game instructions.</p>  <p>Optional: If you have time, log onto Mathletics. Click on the topic, multiplication and</p>	<p>MATHEMATICS Multiplication strategies</p> <p>Go to Seesaw to watch the video to revise the four different multiplication strategies.</p> <p>Complete the maths worded problems using the Seesaw template.</p>  <p>Optional: If you have time, log onto</p>
---------------	--	---	---	--	---

				division. Have a go at any of these activities.	Mathletics. Click on the topic, multiplication and division. Have a go at any of these activities.
Break					
Afternoon	HISTORY/GEOGRAPHY <input type="checkbox"/> Presentation <input type="checkbox"/> Please check the activities on Seesaw for details on your History task.  This week, on your scheduled day at school , you will be presenting your local history task. Please come prepared with your information to share with the class. If you are not at school, please upload a video of your presentation to Seesaw.	JAPANESE Weather in Japanese <input type="checkbox"/> Watch the message from  Sensei. <input type="checkbox"/> Learn Weather words with Puni Puni . <input type="checkbox"/> Sing along to The Weather Song . <input type="checkbox"/> Watch, do and say the weather word actions with Sensei on Seesaw.  Optional Activity How to make a paper 'sunofureku' .	PDHPE <input type="checkbox"/> Login to Seesaw. Click on the link to do today's fitness activity.  PDH-Bounce Back <input type="checkbox"/> Complete the Seesaw activity on <i>Being Brave</i> -Week 4. 	SCIENCE & TECH Continue your inquiry project 'Purpose and Process', where you will research and present your findings about different mixtures. Your final presentation is due in Week 7, and will be posted on See Saw.  View science inquiry project in Google Docs You can also post on Seesaw at any time throughout the term to receive feedback on your project so far or ask questions. 	CREATIVE ARTS <input type="checkbox"/> Drama <input type="checkbox"/> Lou - Characterisation Lesson 4.  <input type="checkbox"/> Music This week we continue our Introduction to the orchestra with the Brass Family. Task 1. Watch these two videos: BBC National Orchestra of Wales - Brass Flight of the Bumblebee on Brass Which instrument do you like best? Task 2. Do the Brass Labelling Activity on Seesaw.  Task 3. <i>Singing:</i> Revise the song we began to learn last week by listening to this version: Bing Crosby & The Andrews Sisters - Don't Fence Me In (Lyrics) What instruments can you hear? Talk about it with a family member/friend.
Check out	Positive Behaviour for Learning (PBL)				

PBL FOCUS WEEK 4:

Personal Best

- Online Learning